






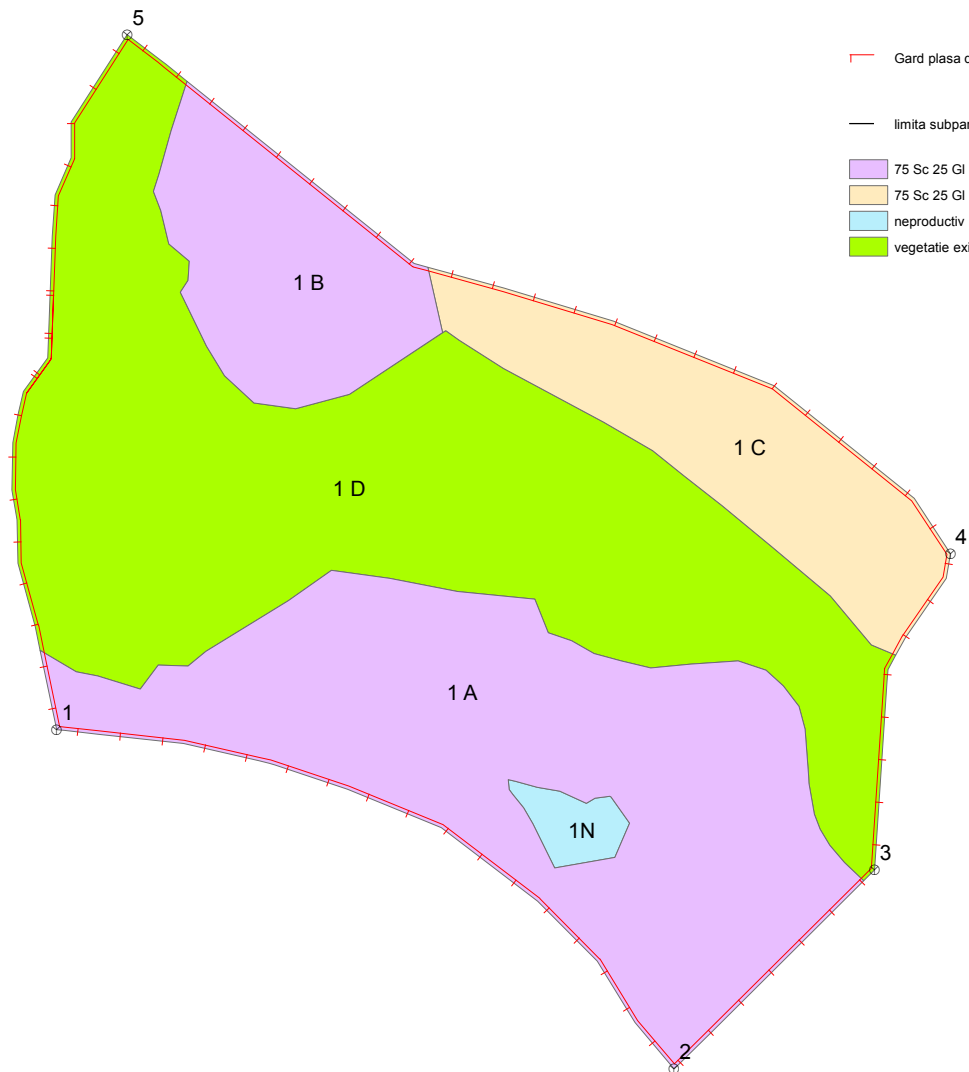


Planșa formulelor de împădurire, Perimetrul de ameliorare Cremenea Comuna Bobâlna, jud. Cluj



Legenda

-  Borne silvice
-  Gard plasa de sarma
-  limita subparcela
-  75 Sc 25 GI (Dd, Vi,t, MI, Cd); - sol teh nr 1
-  75 Sc 25 GI (Dd, Vi,t, MI, Cd); - sol teh nr 2
-  neproductiv
-  vegetatie existenta



1:5,000