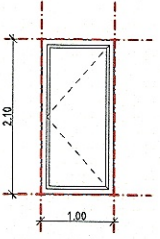
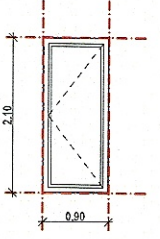
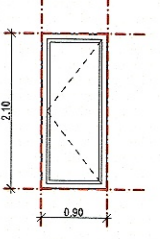
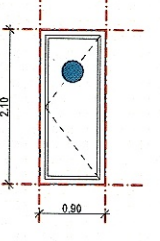
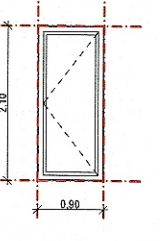

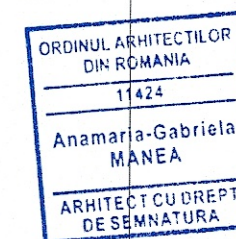





Modernizarea si reabilitarea energetica a Centrului de pregatire si refacere/recuperare a capacitatii de munca Diana - Saturn, Mangalia judetul Constanta - TAMPLARIE INTERIOARA

COD	VEDERE (privind din exterior)	DESCRIERE	DIMENSIUNI/cm		NUMAR/ BUCATI		TAMPLARIE/mp		GEAM/mp		OBSERVATII
			GOL	TAMPL.	ST.	DR.	UNITAR	TOTAL	UNITAR	TOTAL	
U.I.7		Usa interioara G.S. persoane cu dizabilitati - Material: Tamplarie MDF culoare alba RAL 9010; - Usa plina; - Nr canaturi: 1 mobil;	100 210	100 210	1 buc.	1 buc.	2.1	4.2	-	-	Usa 1 canat plina. Demisol: G.S. persoane cu dizabilitati; Parter: G.S. persoane cu dizabilitati
U.I.8		Usa interioara UEI30-c cu deschidere 180 grade cu electromagnet - Material: Tamplarie metalica culoare alba RAL 9010; - Usa plina rezistenta la foc 30minute, cu autoinchidere; - Nr canaturi: 1 mobil.	90 210	90 210	1 buc.	1 buc.	1.89	3.78	-	-	Usa metalica, plina, cu rezistenta la incendiu 30 min, cu sistem de autoinchidere, cu deschidere la 180de grade cu electromagnet. Parter: Hol intre Bucatarie si sala de mese
U.I.9		Usa interioara UEI30-c Centrala de detectie - Material: Tamplarie metalica culoare alba RAL 9010; - Usa plina rezistenta la foc 30minute, cu autoinchidere; - Nr canaturi: 1 mobil.	90 210	90 210	1 buc.		1.89	1.89	-	-	Usa metalica, plina, cu rezistenta la incendiu 30 min, cu sistem de autoinchidere. Demisol: Centrala de detectie
U.I.10		Usa interioara plina cu sublu sens de deschidere - Material: Tamplarie metalica/MDF culoare alba RAL 9010, 1 ochi de sticla laminata forma circulara; - Usa plina cu dublu sens de deschidere; - Nr canaturi: 1 mobil.	90 210	90 210	1 buc.	1 buc.	1.89	1.89	-	-	Usa metalica/MDF plina, cu dublu sens de deschidere. Parter: Hol intre Bucatarie si sala de mese
U.I.11		Usa interioara plina UP; - Material: Tamplarie MDF culoare alba RAL 9010; - Usa plina; - Nr canaturi: 1 mobil.	90 210	90 210	9 buc.	10 buc.	1.89	35.91	-	-	Usa metalica/MDF plina. Subsol bucatarie: Hol; Demisol: Depozitare, Sauna; Parter: Bucatarie



NOTA: GOLUL LIBER DE TRECERE/CAZUT PENTRU UȘA
1100x2100 USILOR VA FI MAI MARE DE 800mm.

 <p>SC NEO STRUCTURAL ENGINEERING SRL consultanta, proiectare, expertizare structuri civile si industriale adresa: str. Gravelui, nr. 7A, et. 4, Bucuresti</p>	DENUMIRE PROIECT: Modernizarea si reabilitarea energetica a Centrului de pregatire si refacere/recuperare a capacitatii de munca Diana - Saturn, Mangalia judetul Constanta	PROIECT NR.: 03/2025 DATA: MARTIE 2025
	BENEFICIAR: MINISTERUL AFACERILOR INTERNE - DIRECTIA ASIGURARE LOGISTICA INTEGRATA Judet Constanta, mun. Mangalia, statiunea Saturn, strada Greenport, nr. 2-2D, NC102305, NC102304, NC102303, NC102228	SCARA: 1:100 FAZA: P.T. - D.E.
SEF PROIECT: arh. Anamaria Gabriela Manea / ing. Stefan Mihai Burciu	<p>TABLOU TAMPLARIE INTERIOARA - C2</p>	NR. PLANSA: C2.T.T.1.2
PROIECTAT: arh. Anamaria Gabriela Manea		
PROIECTAT/DESENAT: arh. Anamaria Gabriela Manea		