




SERV & MANAGEMENT TELECOM S.R.L.



ANRE 19613/2023 TIP E2; ANRE 19612/2023 TIP E1



E-mail: office@servconsult.ro; Telefon: +40724001525



**Serv &  
Management  
Telecom**

## CAPITOLUL III: C. DETALII DE EXECUȚIE

În detalierea elementelor de execuție următoarele Anexe descriu interconectarea echipamentelor active și pasive din rețeaua nou construită:

- Anexa 1 - Circuite ODF
- Anexa 2 - Circuite SwitchAgg
- Anexa 3 - Circuite RouterWAN
- Anexa 4 - Circuite CT
- Anexa 7 - Coordonate Cutii Transmisiuni
- Anexa 8 - Coordonate Sisteme Informare
- Anexa 9 - Coordonate Camere Monitorizare Trafic
- Anexa 10 - Coordonate Panouri Adaptare Viteza
- Anexa 11 - Coordonate Panouri Informare Participanți Trafic
- Anexa 12 - Coordonate Cutii de joncțiuni

Pentru etichetarea cablurilor FO și cele de cupru ce se vor instala între stâlpii de joasă tensiune se vor folosi anexele:

- Anexa 5 - Jurnal CabluriFO
- Anexa 6 - Jurnal Cabluri Ethernet



## ANEXA 1 Tabel circuite ODF


Locatia A	Echipament A	Port A	Tip Port A	Locatia B	Echipament B	Port B	Tip Port B	Lungime [m]	Tip Conexiune	Corespondenta CT	Eticheta A - Eticheta B
Primaria Mitreni	ODF_1_ITS	1	LC/PC	Primaria Mitreni	swAgg_01_ITS	Gi0/1	LC/PC	1m	WDM, Simplex	CT_ITS_002	ODF_1_ITS port-1 To swAgg_01_ITS port-Gi0/1
Primaria Mitreni	ODF_1_ITS	2	LC/PC	Primaria Mitreni	swAgg_01_ITS	Gi0/2	LC/PC	1m	WDM, Simplex	CT_ITS_003	ODF_1_ITS port-2 To swAgg_01_ITS port-Gi0/2
Primaria Mitreni	ODF_1_ITS	3									
Primaria Mitreni	ODF_1_ITS	4									
Primaria Mitreni	ODF_1_ITS	5									
Primaria Mitreni	ODF_1_ITS	6									
Primaria Mitreni	ODF_1_ITS	7									
Primaria Mitreni	ODF_1_ITS	8									
Primaria Mitreni	ODF_1_ITS	9									
Primaria Mitreni	ODF_1_ITS	10									
Primaria Mitreni	ODF_1_ITS	11									
Primaria Mitreni	ODF_1_ITS	12									
Primaria Mitreni	ODF_1_ITS	13									
Primaria Mitreni	ODF_1_ITS	14									
Primaria Mitreni	ODF_1_ITS	15									
Primaria Mitreni	ODF_1_ITS	16									
Primaria Mitreni	ODF_1_ITS	17									
Primaria Mitreni	ODF_1_ITS	18									
Primaria Mitreni	ODF_1_ITS	19									
Primaria Mitreni	ODF_1_ITS	20									
Primaria Mitreni	ODF_1_ITS	21									
Primaria Mitreni	ODF_1_ITS	22									
Primaria Mitreni	ODF_1_ITS	23									
Primaria Mitreni	ODF_1_ITS	24									
Școala Valea Roșie	ODF_2_ITS	1	LC/PC	Școala Valea Roșie	swAgg_02_ITS	Gi0/1	LC/PC	1m	WDM, Simplex	CT_ITS_004	ODF_2_ITS port-1 To swAgg_02_ITS port-Gi0/1
Școala Valea Roșie	ODF_2_ITS	2	LC/PC	Școala Valea Roșie	swAgg_02_ITS	Gi0/2	LC/PC	1m	WDM, Simplex	CT_ITS_005	ODF_2_ITS port-2 To swAgg_02_ITS port-Gi0/2
Școala Valea Roșie	ODF_2_ITS	3	LC/PC	Școala Valea Roșie	swAgg_02_ITS	Gi0/3	LC/PC	1m	WDM, Simplex	CT_ITS_006	ODF_2_ITS port-3 To swAgg_02_ITS port-Gi0/3
Școala Valea Roșie	ODF_2_ITS	4	LC/PC	Școala Valea Roșie	swAgg_02_ITS	Gi0/4	LC/PC	1m	WDM, Simplex	CT_ITS_007	ODF_2_ITS port-4 To swAgg_02_ITS port-Gi0/4
Școala Valea Roșie	ODF_2_ITS	5	LC/PC	Școala Valea Roșie	swAgg_02_ITS	Gi0/5	LC/PC	1m	WDM, Simplex	CT_ITS_008	ODF_2_ITS port-5 To swAgg_02_ITS port-Gi0/5



Școala Valea Roșie	ODF_2_ITS	6	LC/PC	Școala Valea Roșie	swAgg_02_ITS	Gi0/6	LC/PC	1m	WDM, Simplex	CT_ITS_009	ODF_2_ITS port-6 To swAgg_02_ITS port-Gi0/6
Școala Valea Roșie	ODF_2_ITS	7									
Școala Valea Roșie	ODF_2_ITS	8									
Școala Valea Roșie	ODF_2_ITS	9									
Școala Valea Roșie	ODF_2_ITS	10									
Școala Valea Roșie	ODF_2_ITS	11									
Școala Valea Roșie	ODF_2_ITS	12									
Școala Valea Roșie	ODF_2_ITS	13									
Școala Valea Roșie	ODF_2_ITS	14									
Școala Valea Roșie	ODF_2_ITS	15									
Școala Valea Roșie	ODF_2_ITS	16									
Școala Valea Roșie	ODF_2_ITS	17									
Școala Valea Roșie	ODF_2_ITS	18									
Școala Valea Roșie	ODF_2_ITS	19									
Școala Valea Roșie	ODF_2_ITS	20									
Școala Valea Roșie	ODF_2_ITS	21									
Școala Valea Roșie	ODF_2_ITS	22									
Școala Valea Roșie	ODF_2_ITS	23									
Școala Valea Roșie	ODF_2_ITS	24									
Școala Clătești	ODF_01	1									Rezervat
Școala Clătești	ODF_01	2									Rezervat
Școala Clătești	ODF_01	3									Rezervat
Școala Clătești	ODF_01	4									Rezervat
Școala Clătești	ODF_01	5									Rezervat
Școala Clătești	ODF_01	6									Rezervat
Școala Clătești	ODF_01	7									Rezervat
Școala Clătești	ODF_01	8									Rezervat
Școala Clătești	ODF_01	9									
Școala Clătești	ODF_01	10									
Școala Clătești	ODF_01	11									
Școala Clătești	ODF_01	12	LC/PC	Școala Clătești	swAgg_03	Gi0/12	LC/PC	1m	WDM, Simplex	CT_ITS_010	ODF_01 port-12 To swAgg_03 port-Gi0/12
Școala Clătești	ODF_01	13									
Școala Clătești	ODF_01	14									

Școala Clătești	ODF_01	15
Școala Clătești	ODF_01	16
Școala Clătești	ODF_01	17
Școala Clătești	ODF_01	18
Școala Clătești	ODF_01	19
Școala Clătești	ODF_01	20
Școala Clătești	ODF_01	21
Școala Clătești	ODF_01	22
Școala Clătești	ODF_01	23
Școala Clătești	ODF_01	24

Conexiuni cutii de transmisiuni reutilizate											
Primaria Mitreni	ODF_01	8	LC/PC	Primaria Mitreni	swAgg_01	Gi0/8	LC/PC	2m	LC/PC, Simplex	CT004	ODF_01 port-8 To swAgg_01 port-Gi0/8
Primaria Mitreni	ODF_01	12	LC/PC	Primaria Mitreni	swAgg_01	Gi0/12	LC/PC	2m	LC/PC, Simplex	CT008	ODF_01 port-12 To swAgg_01 port-Gi0/12
Primaria Mitreni	ODF_01	13	LC/PC	Primaria Mitreni	swAgg_01	Gi0/13	LC/PC	2m	LC/PC, Simplex	CT014	ODF_01 port-13 To swAgg_01 port-Gi0/13
Primaria Mitreni	ODF_01	17	LC/PC	Primaria Mitreni	swAgg_01	Gi0/17	LC/PC	2m	LC/PC, Simplex	CT010	ODF_01 port-17 To swAgg_01 port-Gi0/17
Primaria Mitreni	ODF_01	18	LC/PC	Primaria Mitreni	swAgg_01	Gi0/18	LC/PC	2m	LC/PC, Simplex	CT011	ODF_01 port-18 To swAgg_01 port-Gi0/18
Școala Valea Roșie	ODF_01	9	LC/PC	Școala Valea Roșie	swAgg_02	Gi0/9	LC/PC	2m	LC/PC, Simplex	CT037	ODF_01 port-9 To swAgg_02 port-Gi0/9
Școala Valea Roșie	ODF_01	17	LC/PC	Școala Valea Roșie	swAgg_02	Gi0/17	LC/PC	2m	LC/PC, Simplex	CT046	ODF_01 port-17 To swAgg_02 port-Gi0/17
Școala Clătești	ODF_01	1	LC/PC	Școala Clătești	swAgg_03	Gi0/1	LC/PC	2m	LC/PC, Simplex	CT029	ODF_01 port-1 To swAgg_03 port-Gi0/1
Școala Clătești	ODF_01	4	LC/PC	Școala Clătești	swAgg_03	Gi0/4	LC/PC	2m	LC/PC, Simplex	CT023	ODF_01 port-4 To swAgg_03 port-Gi0/4
Școala Clătești	ODF_01	8	LC/PC	Școala Clătești	swAgg_03	Gi0/8	LC/PC	2m	LC/PC, Simplex	CT027	ODF_01 port-8 To swAgg_03 port-Gi0/8





## ANEXA 2 Tabel circuite Switch Agregare

Locatia A	Echipament A	Port A	Tip Port A	Locatia B	Echipament B	Port B	Tip Port B	Tip Conexiune	Eticheta A - Eticheta B
Primaria Mitreni	swAgg_01_ITS	Gi0/1	SFP WDM LC/PC	CT_ITS_002	swCT_ITS_002	SFP1	LC/PC	WDM, Optic Simplex	swAgg_01_ITS port-Gi0/1 To swCT_ITS_002 port-SFP1
Primaria Mitreni	swAgg_01_ITS	Gi0/2	SFP WDM LC/PC	CT_ITS_003	swCT_ITS_003	SFP1	LC/PC	WDM, Optic Simplex	swAgg_01_ITS port-Gi0/2 To swCT_ITS_003 port-SFP1
Primaria Mitreni	swAgg_01_ITS	Gi0/3							
Primaria Mitreni	swAgg_01_ITS	Gi0/4							
Primaria Mitreni	swAgg_01_ITS	Gi0/5							
Primaria Mitreni	swAgg_01_ITS	Gi0/6							
Primaria Mitreni	swAgg_01_ITS	Gi0/7							
Primaria Mitreni	swAgg_01_ITS	Gi0/8							
Primaria Mitreni	swAgg_01_ITS	Gi0/9							
Primaria Mitreni	swAgg_01_ITS	Gi0/10							
Primaria Mitreni	swAgg_01_ITS	Gi0/11							
Primaria Mitreni	swAgg_01_ITS	Gi0/12							
Primaria Mitreni	swAgg_01_ITS	Gi0/13							
Primaria Mitreni	swAgg_01_ITS	Gi0/14							
Primaria Mitreni	swAgg_01_ITS	Gi0/15							
Primaria Mitreni	swAgg_01_ITS	Gi0/16							
Primaria Mitreni	swAgg_01_ITS	Gi0/17							
Primaria Mitreni	swAgg_01_ITS	Gi0/18							
Primaria Mitreni	swAgg_01_ITS	Gi0/19							
Primaria Mitreni	swAgg_01_ITS	Gi0/20							
Primaria Mitreni	swAgg_01_ITS	Gi0/21							
Primaria Mitreni	swAgg_01_ITS	Gi0/22							
Primaria Mitreni	swAgg_01_ITS	Gi0/23							
Primaria Mitreni	swAgg_01_ITS	Gi0/24							
Primaria Mitreni	swAgg_01_ITS	Gi0/25							
Primaria Mitreni	swAgg_01_ITS	Gi0/26							
Primaria Mitreni	swAgg_01_ITS	Gi0/27							
Primaria Mitreni	swAgg_01_ITS	Gi0/28	SFP RJ45 1G	Primaria Mitreni	Router-WAN	eth1	RJ45 - LAN	Cat6a	swAgg_01_ITS port-Gi0/28 To Router-WAN port-eth1



Școala Valea Roșie	swAgg_02_ITS	Gi0/1	SFP WDM LC/PC	CT_ITS_004	swCT_ITS_004	SFP1	LC/PC	WDM, Optic Simplex	swAgg_02_ITS port-Gi0/1 To swCT_ITS_004 port-SFP1
Școala Valea Roșie	swAgg_02_ITS	Gi0/2	SFP WDM LC/PC	CT_ITS_005	swCT_ITS_005	SFP1	LC/PC	WDM, Optic Simplex	swAgg_02_ITS port-Gi0/2 To swCT_ITS_005 port-SFP1
Școala Valea Roșie	swAgg_02_ITS	Gi0/3	SFP WDM LC/PC	CT_ITS_006	swCT_ITS_006	SFP1	LC/PC	WDM, Optic Simplex	swAgg_02_ITS port-Gi0/3 To swCT_ITS_006 port-SFP1
Școala Valea Roșie	swAgg_02_ITS	Gi0/4	SFP WDM LC/PC	CT_ITS_007	swCT_ITS_007	SFP1	LC/PC	WDM, Optic Simplex	swAgg_02_ITS port-Gi0/4 To swCT_ITS_007 port-SFP1
Școala Valea Roșie	swAgg_02_ITS	Gi0/5	SFP WDM LC/PC	CT_ITS_008	swCT_ITS_008	SFP1	LC/PC	WDM, Optic Simplex	swAgg_02_ITS port-Gi0/5 To swCT_ITS_008 port-SFP1
Școala Valea Roșie	swAgg_02_ITS	Gi0/6	SFP WDM LC/PC	CT_ITS_009	swCT_ITS_009	SFP1	LC/PC	WDM, Optic Simplex	swAgg_02_ITS port-Gi0/6 To swCT_ITS_009 port-SFP1
Școala Valea Roșie	swAgg_02_ITS	Gi0/7							
Școala Valea Roșie	swAgg_02_ITS	Gi0/8							
Școala Valea Roșie	swAgg_02_ITS	Gi0/9							
Școala Valea Roșie	swAgg_02_ITS	Gi0/10							
Școala Valea Roșie	swAgg_02_ITS	Gi0/11							
Școala Valea Roșie	swAgg_02_ITS	Gi0/12							
Școala Valea Roșie	swAgg_02_ITS	Gi0/13							
Școala Valea Roșie	swAgg_02_ITS	Gi0/14							
Școala Valea Roșie	swAgg_02_ITS	Gi0/15							
Școala Valea Roșie	swAgg_02_ITS	Gi0/16							
Școala Valea Roșie	swAgg_02_ITS	Gi0/17							
Școala Valea Roșie	swAgg_02_ITS	Gi0/18							
Școala Valea Roșie	swAgg_02_ITS	Gi0/19							
Școala Valea Roșie	swAgg_02_ITS	Gi0/20							
Școala Valea Roșie	swAgg_02_ITS	Gi0/21							
Școala Valea Roșie	swAgg_02_ITS	Gi0/22							
Școala Valea Roșie	swAgg_02_ITS	Gi0/23							
Școala Valea Roșie	swAgg_02_ITS	Gi0/24							
Școala Valea Roșie	swAgg_02_ITS	Gi0/25							
Școala Valea Roșie	swAgg_02_ITS	Gi0/26							
Școala Valea Roșie	swAgg_02_ITS	Gi0/27							
Școala Valea Roșie	swAgg_02_ITS	Gi0/28	SFP RJ45 1G	Școala Valea Roșie	Router-WAN	eth1	RJ45 - LAN	Cat6a	swAgg_02_ITS port-Gi0/28 To Router-WAN port-eth1
Școala Clătești	swAgg_03	Gi0/1			Rezervat				
Școala Clătești	swAgg_03	Gi0/2			Rezervat				
Școala Clătești	swAgg_03	Gi0/3			Rezervat				
Școala Clătești	swAgg_03	Gi0/4			Rezervat				
Școala Clătești	swAgg_03	Gi0/5			Rezervat				

Școala Clătești	swAgg_03	Gi0/6							Rezervat
Școala Clătești	swAgg_03	Gi0/7							Rezervat
Școala Clătești	swAgg_03	Gi0/8							Rezervat
Școala Clătești	swAgg_03	Gi0/9							
Școala Clătești	swAgg_03	Gi0/10							
Școala Clătești	swAgg_03	Gi0/11							
Școala Clătești	swAgg_03	Gi0/12	SFP WDM LC/PC	CT_ITS_010	swCT_ITS_010	SFP1	LC/PC	WDM, Optic Simplex	swAgg_03 port-Gi0/12 To swCT_ITS_010 port-SFP1
Școala Clătești	swAgg_03	Gi0/13							
Școala Clătești	swAgg_03	Gi0/14							
Școala Clătești	swAgg_03	Gi0/15							
Școala Clătești	swAgg_03	Gi0/16							
Școala Clătești	swAgg_03	Gi0/17							
Școala Clătești	swAgg_03	Gi0/18							
Școala Clătești	swAgg_03	Gi0/19							
Școala Clătești	swAgg_03	Gi0/20							
Școala Clătești	swAgg_03	Gi0/21							
Școala Clătești	swAgg_03	Gi0/22							
Școala Clătești	swAgg_03	Gi0/23							
Școala Clătești	swAgg_03	Gi0/24							Rezervat
Școala Clătești	swAgg_03	Gi0/25							
Școala Clătești	swAgg_03	Gi0/26							
Școala Clătești	swAgg_03	Gi0/27							
Școala Clătești	swAgg_03	Gi0/28							


Conexiuni cutii de transmisiuni reutilizate									
Primaria Mitreni	swAgg_01	Gi0/8	LC/PC, Simplex	CT004	swCT004_01	SFP1	LC/PC	WDM, Optic Simplex	swAgg_01 port-Gi0/8 To swCT004_01 port-SFP1
Primaria Mitreni	swAgg_01	Gi0/12	LC/PC, Simplex	CT008	swCT008_01	SFP1	LC/PC	WDM, Optic Simplex	swAgg_01 port-Gi0/12 To swCT008_01 port-SFP1
Primaria Mitreni	swAgg_01	Gi0/13	LC/PC, Simplex	CT014	swCT014_01	SFP1	LC/PC	WDM, Optic Simplex	swAgg_01 port-Gi0/13 To swCT014_01 port-SFP1
Primaria Mitreni	swAgg_01	Gi0/17	LC/PC, Simplex	CT010	swCT010_01	SFP1	LC/PC	WDM, Optic Simplex	swAgg_01 port-Gi0/17 To swCT010_01 port-SFP1
Primaria Mitreni	swAgg_01	Gi0/18	LC/PC, Simplex	CT011	swCT011_01	SFP1	LC/PC	WDM, Optic Simplex	swAgg_01 port-Gi0/18 To swCT011_01 port-SFP1
Școala Valea Roșie	swAgg_02	Gi0/9	LC/PC, Simplex	CT037	swCT037_01	SFP1	LC/PC	WDM, Optic Simplex	swAgg_02 port-Gi0/9 To swCT037_01 port-SFP1
Școala Valea Roșie	swAgg_02	Gi0/17	LC/PC, Simplex	CT046	swCT046_01	SFP1	LC/PC	WDM, Optic Simplex	swAgg_02 port-Gi0/17 To swCT046_01 port-SFP1
Școala Clătești	swAgg_03	Gi0/1	LC/PC, Simplex	CT029	swCT029_01	SFP1	LC/PC	WDM, Optic Simplex	swAgg_03 port-Gi0/1 To swCT029_01 port-SFP1
Școala Clătești	swAgg_03	Gi0/4	LC/PC, Simplex	CT023	swCT023_01	SFP1	LC/PC	WDM, Optic Simplex	swAgg_03 port-Gi0/4 To swCT023_01 port-SFP1



SERV & MANAGEMENT TELECOM S.R.L.


ANRE 19613/2023 TIP E2; ANRE 19612/2023 TIP E1

E-mail: office@servconsult.ro; Telefon: +40724001525




**Serv &  
Management  
Telecom**


Școala Clătești	swAgg_03	Gi0/8	LC/PC, Simplex	CT027	swCT027_01	SFP1	LC/PC	WDM, Optic Simplex	swAgg_03 port-Gi0/8 To swCT027_01 port-SFP1
-----------------	----------	-------	----------------	-------	------------	------	-------	--------------------	---



## ANEXA 3 Tabel circuite Router WAN


Locatia A	Echipament A	Port A	Tip Port A	Locatia B	Echipament B	Port B	Tip Port B	Lungime [m]	Tip Conexiune	Eticheta A - Eticheta B
Primaria Mitreni	Router-WAN	eth1	RJ45 - LAN	Primaria Mitreni	swAgg_01	Gi0/28	SFP RJ45 1G	2	Cat6a	Router-WAN port-eth1 To swAgg_01 port-Gi0/28
Primaria Mitreni	Router-WAN	eth2	RJ45 - LAN	Primaria Mitreni	NVR 64ch	eth0	RJ45 - LAN	2	Cat6a	Router-WAN port-eth2 To NVR 64ch port-eth0
Primaria Mitreni	Router-WAN	eth3	RJ45 - LAN	Primaria Mitreni	ServerNVMS	eth1	RJ45 - LAN	2	Cat6a	Router-WAN port-eth3 To ServerNVMS port-eth1
Primaria Mitreni	Router-WAN	eth4	RJ45 - LAN							
Primaria Mitreni	Router-WAN	eth5	RJ45 - LAN							
Primaria Mitreni	Router-WAN	eth6	RJ45 - LAN							
Primaria Mitreni	Router-WAN	eth7	RJ45 - LAN							
Primaria Mitreni	Router-WAN	eth8	RJ45 - LAN							
Primaria Mitreni	Router-WAN	eth9	RJ45 - WAN	Primaria Mitreni	Operator Telecom	eth0	RJ45 - LAN	2	Cat6a	Router-WAN port-eth9 To Operator Telecom port-eth0
Primaria Mitreni	Router-WAN	SFP1	SFP WDM LC/PC							
Primaria Mitreni	Router-WAN	SFP2	SFP WDM LC/PC							
Școala Valea Roșie	Router-WAN	eth1	RJ45 - LAN	Școala Valea Roșie	swAgg_01	Gi0/28	SFP RJ45 1G	2	Cat6a	Router-WAN port-eth1 To swAgg_01 port-Gi0/28
Școala Valea Roșie	Router-WAN	eth2	RJ45 - LAN	Școala Valea Roșie	NVR 64ch	eth0	RJ45 - LAN	2	Cat6a	Router-WAN port-eth2 To NVR 64ch port-eth0
Școala Valea Roșie	Router-WAN	eth3	RJ45 - LAN							
Școala Valea Roșie	Router-WAN	eth4	RJ45 - LAN							
Școala Valea Roșie	Router-WAN	eth5	RJ45 - LAN							
Școala Valea Roșie	Router-WAN	eth6	RJ45 - LAN							
Școala Valea Roșie	Router-WAN	eth7	RJ45 - LAN							
Școala Valea Roșie	Router-WAN	eth8	RJ45 - LAN							
Școala Valea Roșie	Router-WAN	eth9	RJ45 - WAN	Școala Valea Roșie	Operator Telecom	eth0	RJ45 - LAN	2	Cat6a	Router-WAN port-eth9 To Operator Telecom port-eth0
Școala Valea Roșie	Router-WAN	SFP1	SFP WDM LC/PC							
Școala Valea Roșie	Router-WAN	SFP2	SFP WDM LC/PC							






## ANEXA 4 Circuite CT


Locatia	Echipament A	Port A	Echipament B	Port B	Conectica	Lungime [m]	Eticheta A - Eticheta B
CT_ITS_001	SpliceDisk	1	swCT_ITS_001	SFP1-1310	LC/PC, Simplex	2	SpliceDisk port-1 To swCT_ITS_001 port-SFP1-1310
CT_ITS_001	swCT_ITS_001	eth1	DOME001	eth0	cat6a	5	swCT_ITS_001 port-eth1 To DOME001 port-eth0
CT_ITS_001	swCT_ITS_001	eth2	AP001	eth1	cat6a	0.5	swCT_ITS_001 port-eth2 To AP001 port-eth1
CT_ITS_001	swCT_ITS_001	eth3	Display_Info_001	eth2	cat6a	5	swCT_ITS_001 port-eth3 To Display_Info_001 port-eth2
CT_ITS_001	swCT_ITS_001	eth4	Panou_Info_001	eth3	cat6a	5	swCT_ITS_001 port-eth4 To Panou_Info_001 port-eth3
CT_ITS_001	swCT_ITS_001	eth5	WIFI_Bridge_001	eth4	cat6a	5	swCT_ITS_001 port-eth5 To WIFI_Bridge_001 port-eth4
CT_ITS_002	SpliceDisk	1	swCT_ITS_002	SFP1-1310	LC/PC, Simplex	2	SpliceDisk port-1 To swCT_ITS_002 port-SFP1-1310
CT_ITS_002	swCT_ITS_002	eth1	DOME002	eth0	cat6a	5	swCT_ITS_002 port-eth1 To DOME002 port-eth0
CT_ITS_002	swCT_ITS_002	eth2	AP002	eth0	cat6a	0.5	swCT_ITS_002 port-eth2 To AP002 port-eth0
CT_ITS_002	swCT_ITS_002	eth3	Display_Info_002	eth0	cat6a	5	swCT_ITS_002 port-eth3 To Display_Info_002 port-eth0
CT_ITS_002	swCT_ITS_002	eth4	Panou_Info_002	eth0	cat6a	5	swCT_ITS_002 port-eth4 To Panou_Info_002 port-eth0
CT_ITS_003	SpliceDisk	1	swCT_ITS_003	SFP1-1310	LC/PC, Simplex	2	SpliceDisk port-1 To swCT_ITS_003 port-SFP1-1310
CT_ITS_003	swCT_ITS_003	eth1	DOME003	eth0	cat6a	5	swCT_ITS_003 port-eth1 To DOME003 port-eth0
CT_ITS_003	swCT_ITS_003	eth2	AP003	eth0	cat6a	0.5	swCT_ITS_003 port-eth2 To AP003 port-eth0
CT_ITS_003	swCT_ITS_003	eth3	Display_Info_003	eth0	cat6a	5	swCT_ITS_003 port-eth3 To Display_Info_003 port-eth0
CT_ITS_003	swCT_ITS_003	eth4	Panou_Info_003	eth0	cat6a	5	swCT_ITS_003 port-eth4 To Panou_Info_003 port-eth0
CT_ITS_004	SpliceDisk	1	swCT_ITS_004	SFP1-1310	LC/PC, Simplex	2	SpliceDisk port-1 To swCT_ITS_004 port-SFP1-1310
CT_ITS_004	swCT_ITS_004	eth1	LPR007	eth0	cat6a	2	swCT_ITS_004 port-eth1 To LPR007 port-eth0
CT_ITS_005	SpliceDisk	1	swCT_ITS_005	SFP1-1310	LC/PC, Simplex	2	SpliceDisk port-1 To swCT_ITS_005 port-SFP1-1310
CT_ITS_005	swCT_ITS_005	eth1	DOME004	eth0	cat6a	5	swCT_ITS_005 port-eth1 To DOME004 port-eth0
CT_ITS_005	swCT_ITS_005	eth2	AP004	eth0	cat6a	0.5	swCT_ITS_005 port-eth2 To AP004 port-eth0
CT_ITS_005	swCT_ITS_005	eth3	Display_Info_004	eth0	cat6a	5	swCT_ITS_005 port-eth3 To Display_Info_004 port-eth0
CT_ITS_005	swCT_ITS_005	eth4	Panou_Info_004	eth0	cat6a	5	swCT_ITS_005 port-eth4 To Panou_Info_004 port-eth0
CT_ITS_006	SpliceDisk	1	swCT_ITS_006	SFP1-1310	LC/PC, Simplex	2	SpliceDisk port-1 To swCT_ITS_006 port-SFP1-1310
CT_ITS_006	swCT_ITS_006	eth1	DOME005	eth0	cat6a	5	swCT_ITS_006 port-eth1 To DOME005 port-eth0
CT_ITS_006	swCT_ITS_006	eth2	AP005	eth0	cat6a	0.5	swCT_ITS_006 port-eth2 To AP005 port-eth0
CT_ITS_006	swCT_ITS_006	eth3	Display_Info_005	eth0	cat6a	5	swCT_ITS_006 port-eth3 To Display_Info_005 port-eth0
CT_ITS_006	swCT_ITS_006	eth4	Panou_Info_005	eth0	cat6a	5	swCT_ITS_006 port-eth4 To Panou_Info_005 port-eth0




CT_ITS_006	swCT_ITS_006	eth5	PIV006	eth0	cat6a	25	swCT_ITS_006 port-eth5 To PIV006 port-eth0
CT_ITS_007	SpliceDisk	1	swCT_ITS_007	SFP1-1310	LC/PC, Simplex	2	SpliceDisk port-1 To swCT_ITS_007 port-SFP1-1310
CT_ITS_007	swCT_ITS_007	eth1	DOME006	eth0	cat6a	5	swCT_ITS_007 port-eth1 To DOME006 port-eth0
CT_ITS_007	swCT_ITS_007	eth2	AP006	eth0	cat6a	0.5	swCT_ITS_007 port-eth2 To AP006 port-eth0
CT_ITS_007	swCT_ITS_007	eth3	Display_Info_006	eth0	cat6a	5	swCT_ITS_007 port-eth3 To Display_Info_006 port-eth0
CT_ITS_007	swCT_ITS_007	eth4	Panou_Info_006	eth0	cat6a	5	swCT_ITS_007 port-eth4 To Panou_Info_006 port-eth0
CT_ITS_008	SpliceDisk	1	swCT_ITS_008	SFP1-1310	LC/PC, Simplex	2	SpliceDisk port-1 To swCT_ITS_008 port-SFP1-1310
CT_ITS_008	swCT_ITS_008	eth1	DOME007	eth0	cat6a	5	swCT_ITS_008 port-eth1 To DOME007 port-eth0
CT_ITS_008	swCT_ITS_008	eth2	AP007	eth0	cat6a	0.5	swCT_ITS_008 port-eth2 To AP007 port-eth0
CT_ITS_008	swCT_ITS_008	eth3	Display_Info_007	eth0	cat6a	5	swCT_ITS_008 port-eth3 To Display_Info_007 port-eth0
CT_ITS_008	swCT_ITS_008	eth4	Panou_Info_007	eth0	cat6a	5	swCT_ITS_008 port-eth4 To Panou_Info_007 port-eth0
CT_ITS_009	SpliceDisk	1	swCT_ITS_009	SFP1-1310	LC/PC, Simplex	2	SpliceDisk port-1 To swCT_ITS_009 port-SFP1-1310
CT_ITS_009	swCT_ITS_009	eth1	DOME008	eth0	cat6a	5	swCT_ITS_009 port-eth1 To DOME008 port-eth0
CT_ITS_009	swCT_ITS_009	eth2	AP008	eth0	cat6a	0.5	swCT_ITS_009 port-eth2 To AP008 port-eth0
CT_ITS_009	swCT_ITS_009	eth3	Display_Info_008	eth0	cat6a	5	swCT_ITS_009 port-eth3 To Display_Info_008 port-eth0
CT_ITS_009	swCT_ITS_009	eth4	Panou_Info_008	eth0	cat6a	5	swCT_ITS_009 port-eth4 To Panou_Info_008 port-eth0
CT_ITS_010	SpliceDisk	1	swCT_ITS_010	SFP1-1310	LC/PC, Simplex	2	SpliceDisk port-1 To swCT_ITS_010 port-SFP1-1310
CT_ITS_010	swCT_ITS_010	eth1	LPR002	eth0	cat6a	2	swCT_ITS_010 port-eth1 To LPR002 port-eth0
CT_ITS_010	swCT_ITS_010	eth2	WIFI_Bridge_002	eth0	cat6a	5	swCT_ITS_010 port-eth2 To WIFI_Bridge_002 port-eth0
CT004	SpliceDisk	1	swCT004	SFP1-1310	LC/PC, Simplex	2	SpliceDisk port-1 To swCT004 port-SFP1-1310
CT004	swCT004	eth2	LPR005	eth0	cat6a	5	swCT004 port-eth2 To LPR005 port-eth0
CT008	SpliceDisk	1	swCT008	SFP1-1310	LC/PC, Simplex	2	SpliceDisk port-1 To swCT008 port-SFP1-1310
CT008	swCT008	eth4	PIV004	eth0	cat6a	66	swCT008 port-eth4 To PIV004 port-eth0
CT010	SpliceDisk	1	swCT010	SFP1-1310	LC/PC, Simplex	2	SpliceDisk port-1 To swCT010 port-SFP1-1310
CT010	swCT010	eth4	PIV005	eth0	cat6a	35	swCT010 port-eth4 To PIV005 port-eth0
CT011	SpliceDisk	1	swCT011	SFP1-1310	LC/PC, Simplex	2	SpliceDisk port-1 To swCT011 port-SFP1-1310
CT011	swCT011	eth4	LPR006	eth0	cat6a	25	swCT011 port-eth4 To LPR006 port-eth0
CT014	SpliceDisk	1	swCT014	SFP1-1310	LC/PC, Simplex	2	SpliceDisk port-1 To swCT014 port-SFP1-1310
CT014	swCT014	eth4	PIV003	eth0	cat6a	47	swCT014 port-eth4 To PIV003 port-eth0
CT014	swCT014	eth5	LPR004	eth0	cat6a	2	swCT014 port-eth5 To LPR004 port-eth0
CT023	SpliceDisk	1	swCT023	SFP1-1310	LC/PC, Simplex	2	SpliceDisk port-1 To swCT023 port-SFP1-1310
CT023	swCT023	eth3	LPR001	eth0	cat6a	40	swCT023 port-eth3 To LPR001 port-eth0
CT027	SpliceDisk	1	swCT027	SFP1-1310	LC/PC, Simplex	2	SpliceDisk port-1 To swCT027 port-SFP1-1310





CT027	swCT027	eth2	LPR002	eth0	cat6a	2	swCT027 port-eth2 To LPR002 port-eth0
CT029	SpliceDisk	1	swCT029	SFP1-1310	LC/PC, Simplex	2	SpliceDisk port-1 To swCT029 port-SFP1-1310
CT029	swCT029	eth2	PIV001	eth0	cat6a	45	swCT029 port-eth2 To PIV001 port-eth0
CT029	swCT029	eth3	PIV002	eth0	cat6a	60	swCT029 port-eth3 To PIV002 port-eth0
CT037	SpliceDisk	1	swCT037	SFP1-1310	LC/PC, Simplex	2	SpliceDisk port-1 To swCT037 port-SFP1-1310
CT037	swCT037	eth3	PIV007	eth0	cat6a	57	swCT037 port-eth3 To PIV007 port-eth0
CT046	SpliceDisk	1	swCT046	SFP1-1310	LC/PC, Simplex	2	SpliceDisk port-1 To swCT046 port-SFP1-1310
CT046	swCT046	eth3	LPR008	eth0	cat6a	2	swCT046 port-eth3 To LPR008 port-eth0






## ANEXA 5 Jurnal Cabluri FO

CableType	CableName & Etichetare	Capat A	Capat B	Lungime [m]
FO4	J20-CT_ITS_2_FO4	J20	CT_ITS_002	68
FO4	J25-CT_ITS_3_FO4	J25	CT_ITS_003	160
FO8	Școala Valea Roșie-J04_FO8	Școala Valea Roșie	J04	70
FO4	J01-CT_ITS_4_FO4	J01	CT_ITS_004	110
FO4	J01-CT_ITS_5_FO4	J01	CT_ITS_005	95
FO4	J04-CT_ITS_6_FO4	J04	CT_ITS_006	40
FO4	J04-CT_ITS_7_FO4	J04	CT_ITS_007	38
FO4	J09-CT_ITS_8_FO4	J09	CT_ITS_008	135
FO4	J11-CT_ITS_9_FO4	J11	CT_ITS_009	20
FO4	J_01_ITS-CT_ITS_10_FO4	J_01_ITS	CT_ITS_010	385




### ANEXA 6 Jurnal Cabluri Ethernet

CableType	Eticheta	Capat A	Capat B	Lungime [m]	Specificatii
Cat6a	swCT_ITS_001-DOME001_Cat6a	swCT_ITS_001	DOME001	5	Autoportant S/FTP
Cat6a	swCT_ITS_001-AP001_Cat6a	swCT_ITS_001	AP001	0.5	Autoportant S/FTP
Cat6a	swCT_ITS_001-Display_Info_001_Cat6a	swCT_ITS_001	Display_Info_001	5	Autoportant S/FTP
Cat6a	swCT_ITS_001-Panou_Info_001_Cat6a	swCT_ITS_001	Panou_Info_001	5	Autoportant S/FTP
Cat6a	swCT_ITS_001-WIFI_Bridge_001_Cat6a	swCT_ITS_001	WIFI_Bridge_001	5	Autoportant S/FTP
Cat6a	swCT_ITS_002-DOME002_Cat6a	swCT_ITS_002	DOME002	5	Autoportant S/FTP
Cat6a	swCT_ITS_002-AP002_Cat6a	swCT_ITS_002	AP002	0.5	Autoportant S/FTP
Cat6a	swCT_ITS_002-Display_Info_002_Cat6a	swCT_ITS_002	Display_Info_002	5	Autoportant S/FTP
Cat6a	swCT_ITS_002-Panou_Info_002_Cat6a	swCT_ITS_002	Panou_Info_002	5	Autoportant S/FTP
Cat6a	swCT_ITS_003-DOME003_Cat6a	swCT_ITS_003	DOME003	5	Autoportant S/FTP
Cat6a	swCT_ITS_003-AP003_Cat6a	swCT_ITS_003	AP003	0.5	Autoportant S/FTP
Cat6a	swCT_ITS_003-Display_Info_003_Cat6a	swCT_ITS_003	Display_Info_003	5	Autoportant S/FTP
Cat6a	swCT_ITS_003-Panou_Info_003_Cat6a	swCT_ITS_003	Panou_Info_003	5	Autoportant S/FTP
Cat6a	swCT_ITS_004-LPR007_Cat6a	swCT_ITS_004	LPR007	2	Autoportant S/FTP
Cat6a	swCT_ITS_005-DOME004_Cat6a	swCT_ITS_005	DOME004	5	Autoportant S/FTP
Cat6a	swCT_ITS_005-AP004_Cat6a	swCT_ITS_005	AP004	0.5	Autoportant S/FTP
Cat6a	swCT_ITS_005-Display_Info_004_Cat6a	swCT_ITS_005	Display_Info_004	5	Autoportant S/FTP
Cat6a	swCT_ITS_005-Panou_Info_004_Cat6a	swCT_ITS_005	Panou_Info_004	5	Autoportant S/FTP
Cat6a	swCT_ITS_006-DOME005_Cat6a	swCT_ITS_006	DOME005	5	Autoportant S/FTP
Cat6a	swCT_ITS_006-AP005_Cat6a	swCT_ITS_006	AP005	0.5	Autoportant S/FTP
Cat6a	swCT_ITS_006-Display_Info_005_Cat6a	swCT_ITS_006	Display_Info_005	5	Autoportant S/FTP
Cat6a	swCT_ITS_006-Panou_Info_005_Cat6a	swCT_ITS_006	Panou_Info_005	5	Autoportant S/FTP
Cat6a	swCT_ITS_006-PIV006_Cat6a	swCT_ITS_006	PIV006	25	Autoportant S/FTP
Cat6a	swCT_ITS_007-DOME006_Cat6a	swCT_ITS_007	DOME006	5	Autoportant S/FTP
Cat6a	swCT_ITS_007-AP006_Cat6a	swCT_ITS_007	AP006	0.5	Autoportant S/FTP
Cat6a	swCT_ITS_007-Display_Info_006_Cat6a	swCT_ITS_007	Display_Info_006	5	Autoportant S/FTP
Cat6a	swCT_ITS_007-Panou_Info_006_Cat6a	swCT_ITS_007	Panou_Info_006	5	Autoportant S/FTP
Cat6a	swCT_ITS_008-DOME007_Cat6a	swCT_ITS_008	DOME007	5	Autoportant S/FTP



Cat6a	swCT_ITS_008-AP007_Cat6a	swCT_ITS_008	AP007	0.5	Autoportant S/FTP
Cat6a	swCT_ITS_008-Display_Info_007_Cat6a	swCT_ITS_008	Display_Info_007	5	Autoportant S/FTP
Cat6a	swCT_ITS_008-Panou_Info_007_Cat6a	swCT_ITS_008	Panou_Info_007	5	Autoportant S/FTP
Cat6a	swCT_ITS_009-DOME008_Cat6a	swCT_ITS_009	DOME008	5	Autoportant S/FTP
Cat6a	swCT_ITS_009-AP008_Cat6a	swCT_ITS_009	AP008	0.5	Autoportant S/FTP
Cat6a	swCT_ITS_009-Display_Info_008_Cat6a	swCT_ITS_009	Display_Info_008	5	Autoportant S/FTP
Cat6a	swCT_ITS_009-Panou_Info_008_Cat6a	swCT_ITS_009	Panou_Info_008	5	Autoportant S/FTP
Cat6a	swCT_ITS_010-LPR002_Cat6a	swCT_ITS_010	LPR002	2	Autoportant S/FTP
Cat6a	swCT_ITS_010-WIFI_Bridge_002_Cat6a	swCT_ITS_010	WIFI_Bridge_002	5	Autoportant S/FTP
Cat6a	swCT004-LPR005_Cat6a	swCT004	LPR005	5	Autoportant S/FTP
Cat6a	swCT008-PIV004_Cat6a	swCT008	PIV004	66	Autoportant S/FTP
Cat6a	swCT010-PIV005_Cat6a	swCT010	PIV005	35	Autoportant S/FTP
Cat6a	swCT011-LPR006_Cat6a	swCT011	LPR006	25	Autoportant S/FTP
Cat6a	swCT014-PIV003_Cat6a	swCT014	PIV003	47	Autoportant S/FTP
Cat6a	swCT014-LPR004_Cat6a	swCT014	LPR004	2	Autoportant S/FTP
Cat6a	swCT023-LPR001_Cat6a	swCT023	LPR001	40	Autoportant S/FTP
Cat6a	swCT027-LPR002_Cat6a	swCT027	LPR002	2	Autoportant S/FTP
Cat6a	swCT029-PIV001_Cat6a	swCT029	PIV001	45	Autoportant S/FTP
Cat6a	swCT029-PIV002_Cat6a	swCT029	PIV002	60	Autoportant S/FTP
Cat6a	swCT037-PIV007_Cat6a	swCT037	PIV007	57	Autoportant S/FTP
Cat6a	swCT046-LPR008_Cat6a	swCT046	LPR008	2	Autoportant S/FTP






SERV & MANAGEMENT TELECOM S.R.L.



ANRE 19613/2023 TIP E2; ANRE 19612/2023 TIP E1



E-mail: office@servconsult.ro; Telefon: +40724001525



**Serv &  
Management  
Telecom**

### ANEXA 7 - Coordonate Cutii Transmisiuni

Denumire	DMS_Lat	DMS_Long
CT_ITS_001	44°8'55.72"	26°35'33.86"
CT_ITS_002	44°10'8.51"	26°36'18.22"
CT_ITS_003	44°9'55.68"	26°36'37.39"
CT_ITS_004	44°10'3.47"	26°37'25.12"
CT_ITS_005	44°10'7.59"	26°37'30.24"
CT_ITS_006	44°10'33.91"	26°37'52.08"
CT_ITS_007	44°10'34.76"	26°37'54.41"
CT_ITS_008	44°10'54.70"	26°38'8.14"
CT_ITS_009	44°11'6.07"	26°38'30.05"
CT_ITS_010	44°8'47.23"	26°35'33.92"
CT004	44°9'45.72"	26°36'47.36"
CT008	44°10'9.23"	26°36'19.70"
CT010	44°10'14.04"	26°36'25.61"
CT011	44°10'25.84"	26°36'24.88"
CT014	44°10'2.74"	26°36'6.75"
CT023	44°8'27.58"	26°35'40.26"
CT027	44°8'17.66"	26°36'7.37"
CT029	44°8'32.52"	26°35'52.34"
CT037	44°10'39.33"	26°38'0.74"
CT046	44°11'6.11"	26°38'31.00"



### ANEXA 8 - Coordonate Sisteme informare călători

Denumire	DMS_Lat	DMS_Long
Mitreni_SIC_001	44°8'55.73"	26°35'33.87"
Mitreni_SIC_002	44°10'8.44"	26°36'18.16"
Mitreni_SIC_003	44°9'55.64"	26°36'37.43"
Mitreni_SIC_004	44°10'7.67"	26°37'30.24"
Mitreni_SIC_005	44°10'33.84"	26°37'52.05"
Mitreni_SIC_006	44°10'34.74"	26°37'54.33"
Mitreni_SIC_007	44°10'54.68"	26°38'8.04"
Mitreni_SIC_008	44°11'6.02"	26°38'30.00"






SERV & MANAGEMENT TELECOM S.R.L.

ANRE 19613/2023 TIP E2; ANRE 19612/2023 TIP E1


E-mail: office@servconsult.ro; Telefon: +40724001525



**Serv &  
Management  
Telecom**


### ANEXA 9 - Coordonate Camere Monitorizare Trafic

Denumire	DMS_Lat	DMS_Long
LPR001	44°8'28.66"	26°35'40.47"
LPR002	44°8'47.23"	26°35'33.92"
LPR003	44°8'17.63"	26°36'7.32"
LPR004	44°10'1.66"	26°36'5.73"
LPR005	44°9'45.24"	26°36'47.53"
LPR006	44°10'26.09"	26°36'25.07"
LPR007	44°10'3.47"	26°37'25.12"
LPR008	44°11'6.01"	26°38'30.89"



### ANEXA 10 Coordonate Panouri Adaptare Viteza

Denumire	DMS_Lat	DMS_Long
PIV001	44°8'31.24"	26°35'52.85"
PIV002	44°8'33.88"	26°35'50.99"
PIV003	44°10'1.72"	26°36'5.65"
PIV004	44°10'9.89"	26°36'21.92"
PIV005	44°10'14.55"	26°36'25.17"
PIV006	44°10'33.37"	26°37'51.96"
PIV007	44°10'38.24"	26°37'58.74"





SERV & MANAGEMENT TELECOM S.R.L.


ANRE 19613/2023 TIP E2; ANRE 19612/2023 TIP E1

E-mail: office@servconsult.ro; Telefon: +40724001525



### ANEXA 11 Coordonate Panouri Informare Participani Trafic

Denumire	DMS_Lat	DMS_Long
SIPT001	44°8'32,37"	26°35'51,41"
SIPT002	44°8'32,41"	26°35'52,13"
SIPT003	44°8'32,99"	26°35'51,42"
SIPT004	44°10'9,08"	26°36'19,81"
SIPT005	44°10'9,26"	26°36'20,28"
SIPT006	44°10'8,85"	26°36'20,54"
SIPT007	44°10'36,56"	26°37'56,63"
SIPT008	44°10'36,58"	26°37'57,27"
SIPT009	44°10'37,12"	26°37'57,07"



### ANEXA 12 Coordonate cutii jonçiuni

Nume	DMS_Lat	DMS_Long
J_01_ITS	44°8'41.09"	26°35'47.28"

