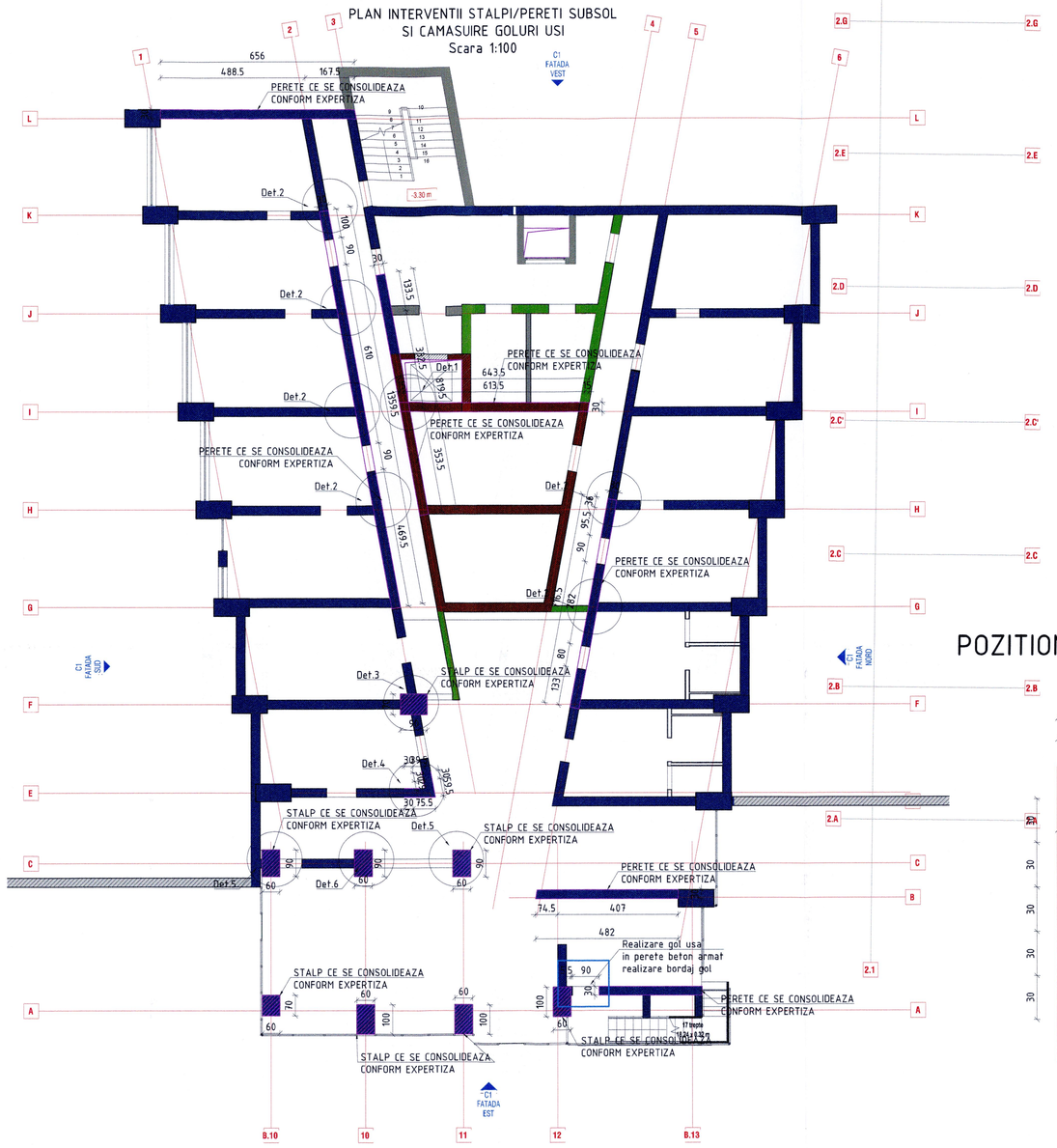

DETALIU POZITIONARE CONECTORI SC.1:20

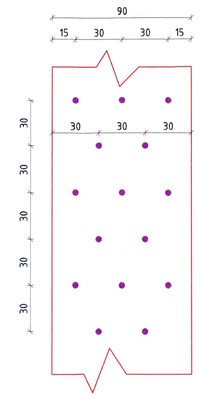

DETALIU CAMASUIRE PERETE STALP 60x90-2buc SC.1:20

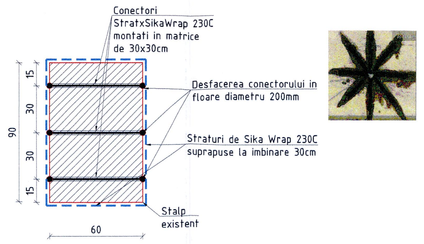

DETALIU POZITIONARE CONECTORI SC.1:20

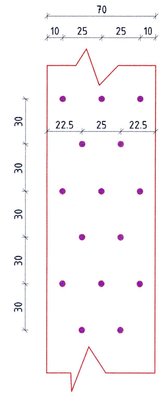

DETALIU CAMASUIRE PERETE STALP 60x70-2buc SC.1:20

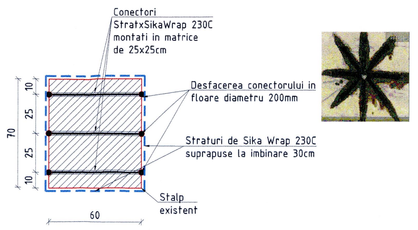

DETALIU POZITIONARE CONECTORI SC.1:20

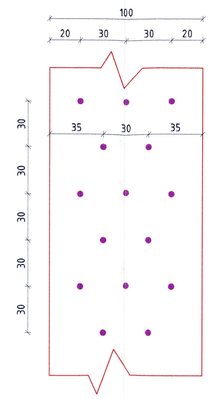

DETALIU CAMASUIRE PERETE STALP 60x100-3buc SC.1:20

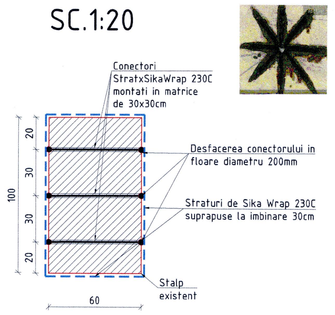

DETALIU POZITIONARE CONECTORI SC.1:20

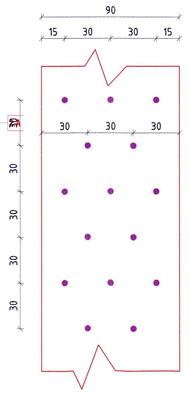

DETALIU CAMASUIRE PERETE STALP 70x90-2buc SC.1:20

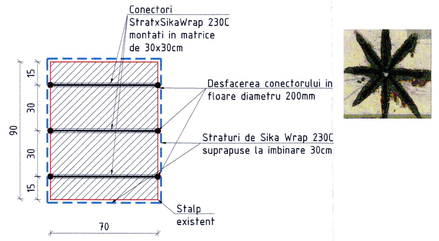

DETALIU POZITIONARE CONECTORI SC.1:20

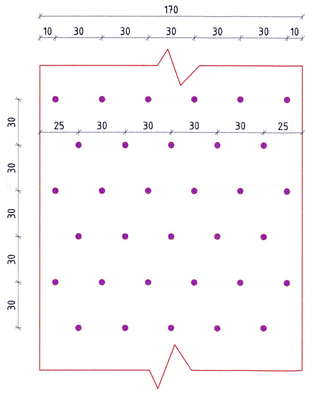

DETALIU CAMASUIRE PERETE AX 5-F:H SI AX 2-G:K; Ax L-1:3; Ax I-3:4; Ax B-12:B13; Ax A-12:B13; Ax 3-J:H SC.1:20

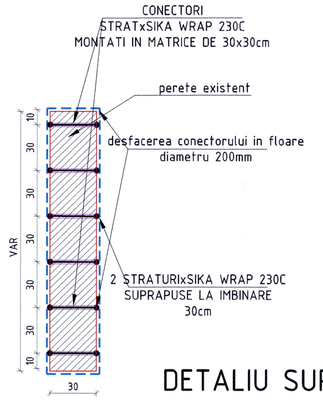

DETALIU SUPRAPUNERE BENZI SIKA SC.1:50

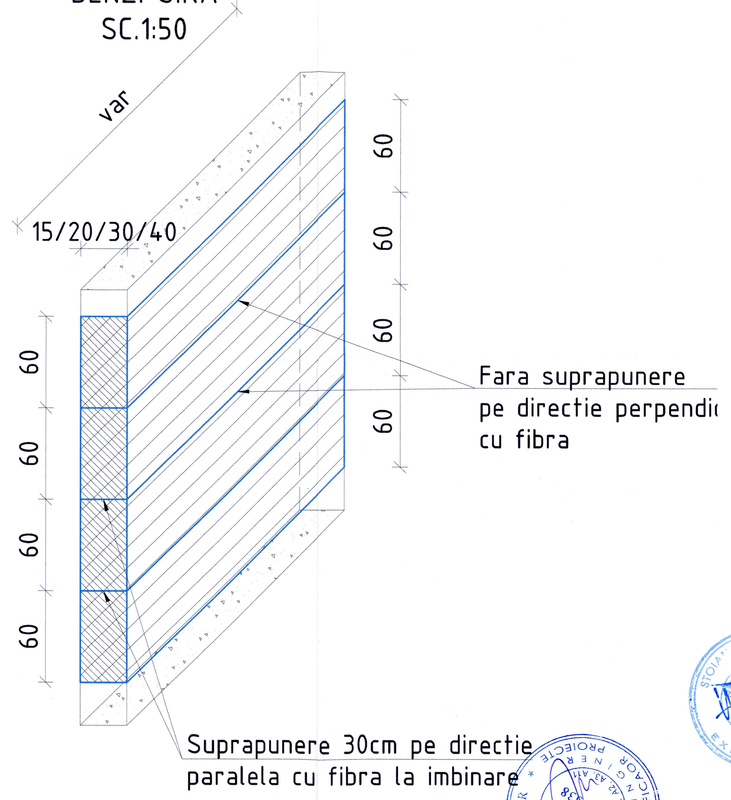

DETALIU BORDAJ GOL USA IN DIAFRAGMA 15cm SC.1:20

DETALIU POZITIONARE CONECTORI SC.1:20

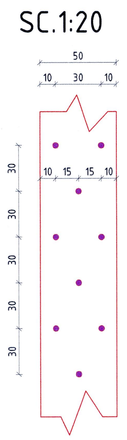

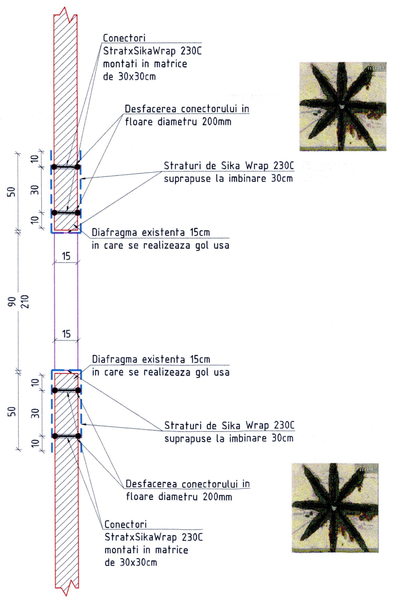

DETALIU BORDAJ GOL USA IN DIAFRAGMA 20cm SC.1:20

DETALIU POZITIONARE CONECTORI SC.1:20

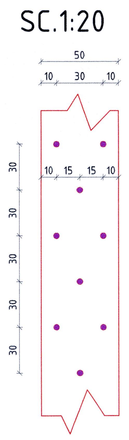

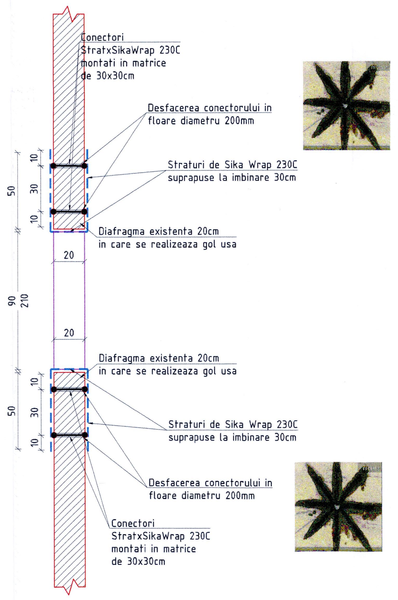

DETALIU BORDAJ GOL USA IN DIAFRAGMA 30cm SC.1:20

DETALIU POZITIONARE CONECTORI SC.1:20

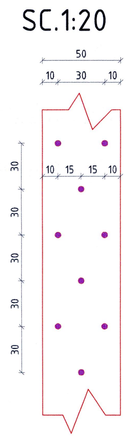

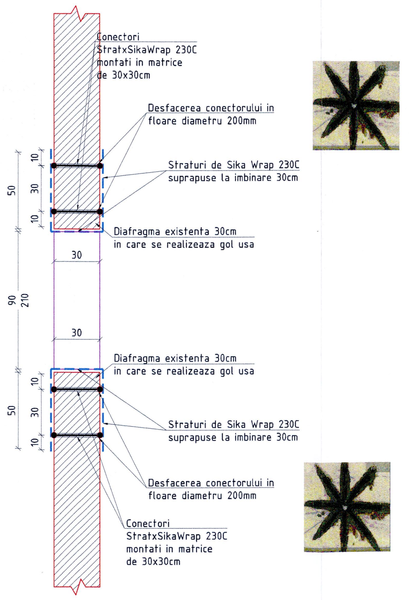

DETALIU BORDAJ GOL USA IN DIAFRAGMA 40cm SC.1:20

DETALIU POZITIONARE CONECTORI SC.1:20

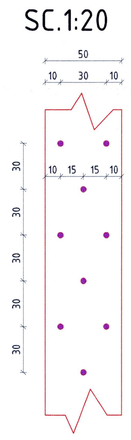

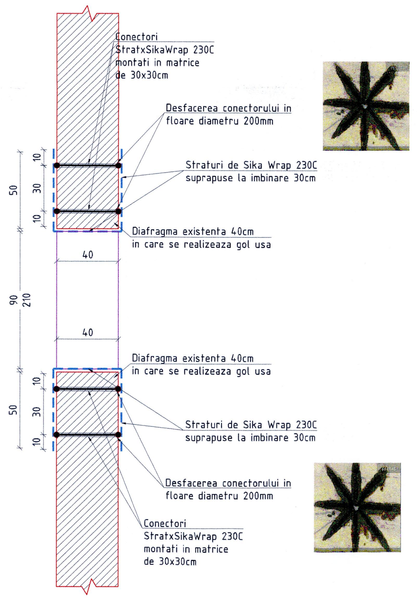

Detaliu 1 Scara 1:50

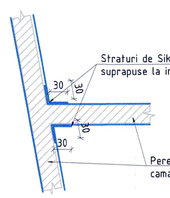

Detaliu 2 Scara 1:50

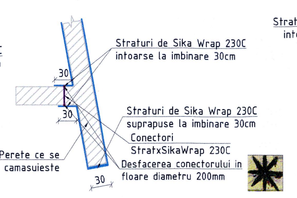

Detaliu 3 Scara 1:50

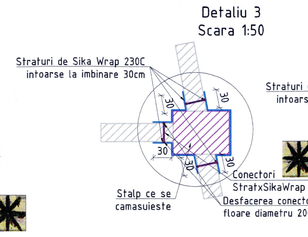

Detaliu 4 Scara 1:50

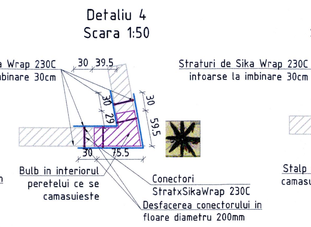

Detaliu 5 Scara 1:50

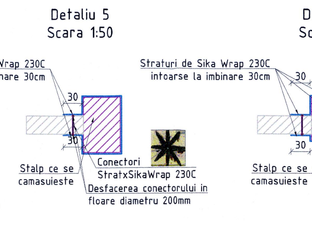

Detaliu 6 Scara 1:50

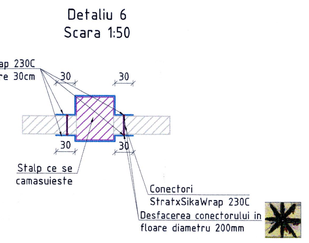

MATERIALE:
Beton :
- beton armat : C35/45
-beton simplu: C16/20
-beton egalizare: C12/15
Armatura: BST500-C

NOTE:
- Cotele se vor verifica de proiectant si se va informa proiectantul in cazul unor diferente de cote intre proiect si situatia de pe teren.
- Se va acorda o deosebita atentie la realizarea fundatiilor pentru a se evita eronile de montaj.
- Se va acorda o atentie sporita la pozitionarea picioarelor macaralelor.
- In betonul utilizat pentru realizarea infrastructurii se va adauga aditiv special de impermeabilizare.
- Solutia de fundare va fi confirmata de catre elaboratorul studiului geotehnic.
- Terenul de fundare va fi confirmat de catre un inginer geotehnician.

REV	DATA	MOTIVUL
REV3	DATA3	M3
REV2	DATA2	M2
REV01	DATA1	M1

NUMELE SI SEMNATURA INGINERILOR:
Arh.Andrei Nariu
Ing. Ionut Ciobanu
Ing. Mihai Ciobanu
Ing. Burciu Stefan
Ing. Andrei Nariu
Ing. Burciu Stefan

NUME PROIECT / PROJECT NAME:
Modernizarea si reabilitarea energetica a Centrului de pregatire si refacere/recuperare a capacitatii de munca Diana - Saturn, Mangalia judetul Constanta

SCOPUL PROIECTULUI / PROJECT PURPOSE:
Adresa: Constanta, mun. Mangalia, strada Saturn, strada Greierului, nr. 2-22, NC102200, NC102204, NC102203, NC102230

ADRESA PROIECT / PROJECT ADDRESS:

BENEFICIAR / CLIENT:
MINISTERUL AFACERILOR INTERNE

PROIECTANT GENERAL / GENERAL DESIGNER:
S.C. NEO STRUCTURAL ENGINEERING S.R.L.
Str. Grupul de Tir, Sector 4, Bucuresti
Tel: 0742.989.898 / 0722.065.54
EMAIL: office@neostructural.ro / angelescu@neostructural.ro

PROIECTANT STRUCTURA / STRUCTURAL DESIGNER:
S.C. NEO STRUCTURAL ENGINEERING S.R.L.
Str. Grupul de Tir, Sector 4, Bucuresti
Tel: 0742.989.898 / 0722.065.54
EMAIL: office@neostructural.ro / angelescu@neostructural.ro

TITLU PLANSA / PLAN NAME:
PLAN INTERVENTE STALPI/PERETI SUBSOL
DETALIU BORDAJ GOL USI
DETALIU BORDAJ GOLURI INSTALATII

SCARA / SCALE:	COD PROIECT / PROJECT NO:	REV:
1:100/150/120	03/2025	00+

DATA / DATE:	FAZA / PHASE	PLAN NR:
03/2025	P.T.	R20

PLANUL SE VA CITI IMPREUNA CU NOTELE DE ARHITECTURA SI NU VA FI FOLOSIT LA EXECUTIE DECAT DACA ESTE INSOTIT DE O AVIZARE/ACCEPTARE DE CATRE PROIECTANTII DE SPECIALITATE

Digitally signed by Andrei Nariu
Date: 2020.03.13 15:19:42 +02'00'

COPYRIGHT © NEO STRUCTURAL ENGINEERING All Rights Reserved
Acest document este proprietatea S.C. NEO STRUCTURAL ENGINEERING SRL. Nici o parte din acest document nu poate fi folosita, copiata sau publicata fara acordul scris al S.C. NEO STRUCTURAL ENGINEERING SRL. Nici o copie a acestui document nu poate fi data altor persoane sau companii fara acordul scris al S.C. NEO STRUCTURAL ENGINEERING SRL. Nici o copie a acestui document nu poate fi folosita pentru alte scopuri decat cele specificate de S.C. NEO STRUCTURAL ENGINEERING SRL.

110mm x 84.1mm