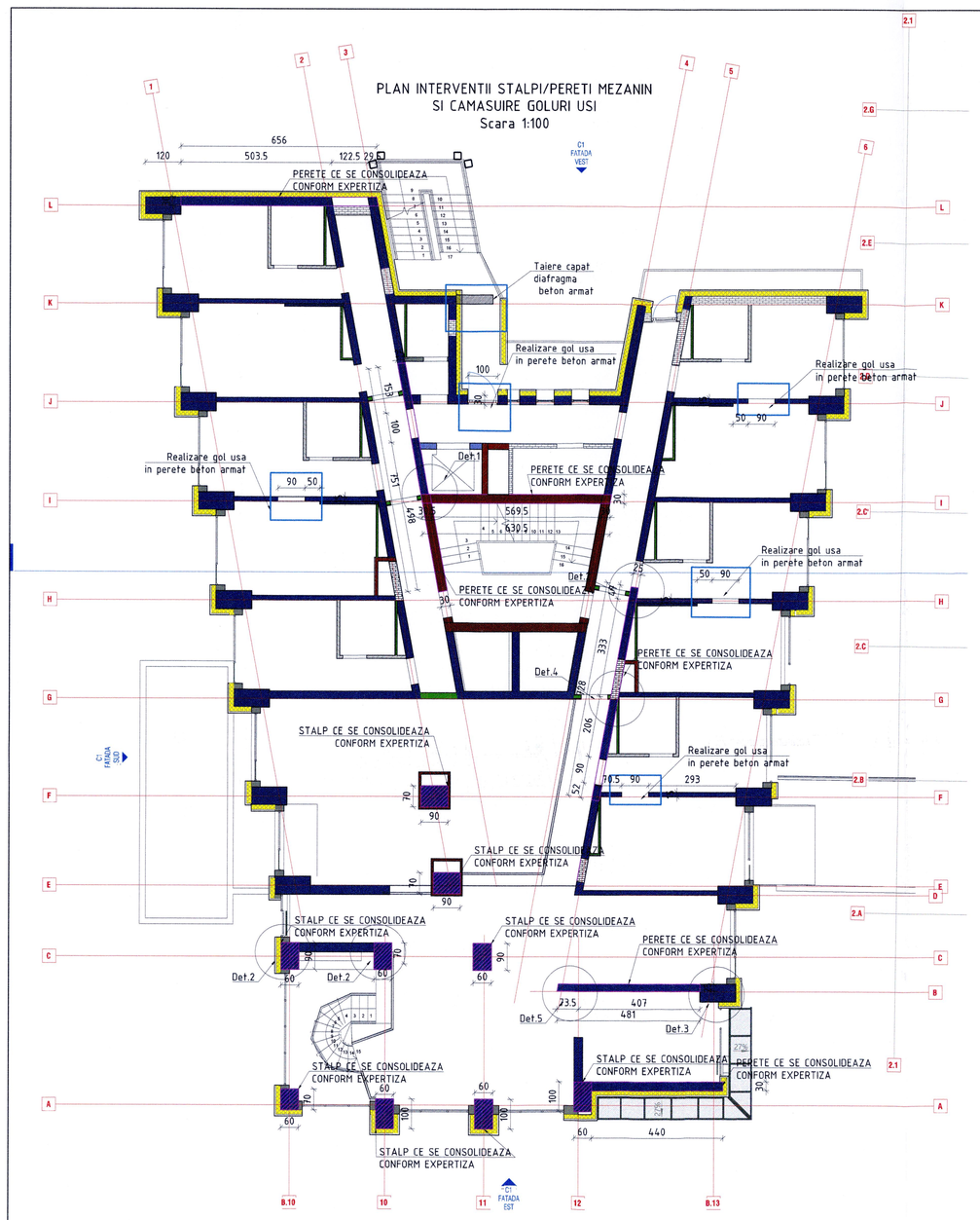

DETALIU POZITIONARE CONECTORI SC.1:20

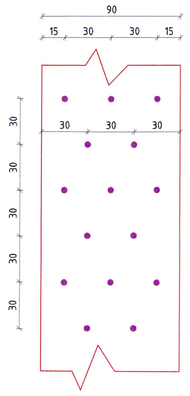

DETALIU CAMASUIRE PERETE STALP 60x90-2buc SC.1:20

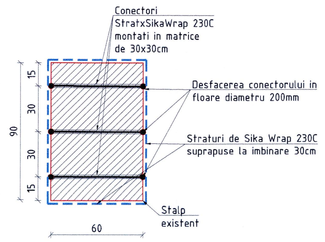

DETALIU POZITIONARE CONECTORI SC.1:20

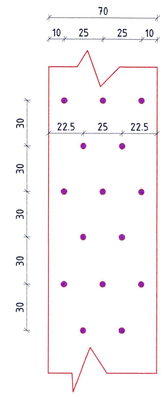

DETALIU CAMASUIRE PERETE STALP 60x70-2buc SC.1:20

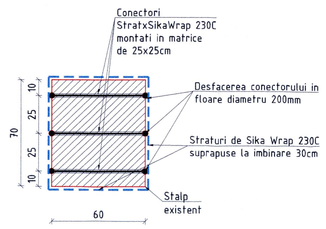

DETALIU POZITIONARE CONECTORI SC.1:20

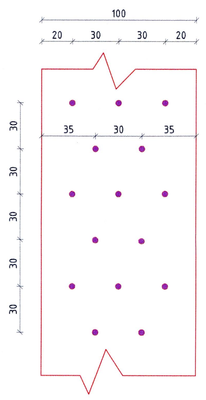

DETALIU CAMASUIRE PERETE STALP 60x100-3buc SC.1:20

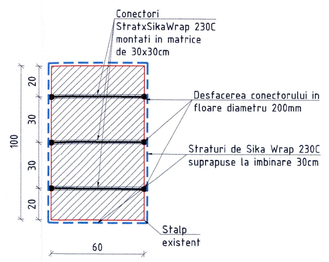

DETALIU POZITIONARE CONECTORI SC.1:20

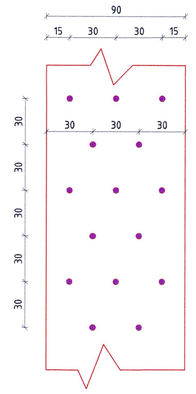

DETALIU CAMASUIRE PERETE STALP 70x90-2buc SC.1:20

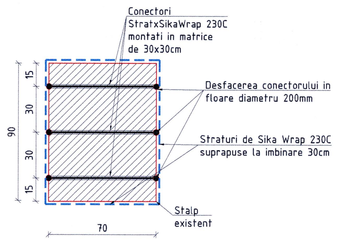

DETALIU POZITIONARE CONECTORI SC.1:20

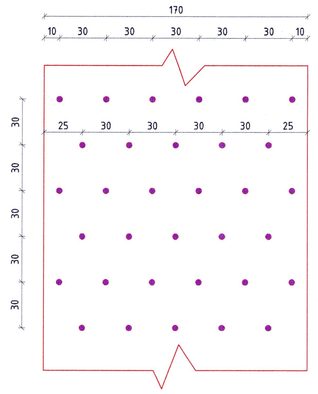

DETALIU CAMASUIRE PERETE AX 5-F:H SI AX 2-G:K; Ax L-1:3; Ax I-3:4; Ax B-12:B13; Ax A-12:B13; Ax 3-J:H SC.1:20

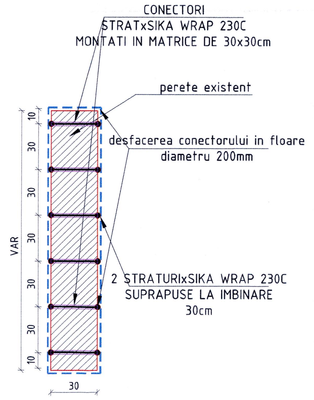

DETALIU SUPRAPUNERE BENZI SIKA SC.1:50

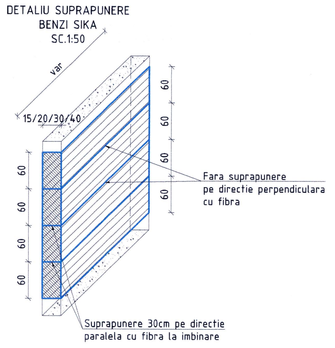

DETALIU BORDAJ GOL USA IN DIAFRAGMA 15cm SC.1:20

DETALIU POZITIONARE CONECTORI SC.1:20

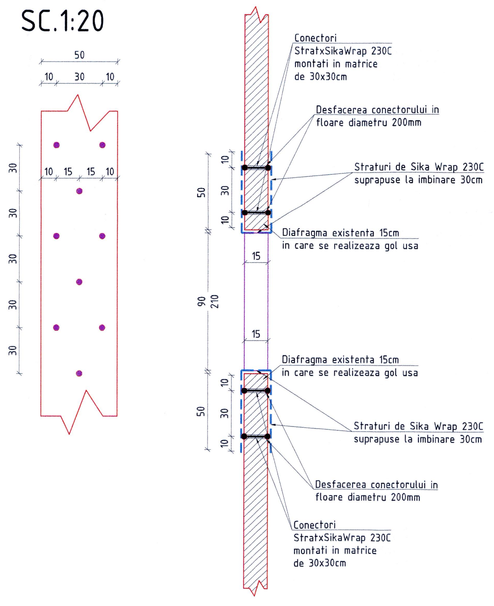

DETALIU BORDAJ GOL USA IN DIAFRAGMA 20cm SC.1:20

DETALIU POZITIONARE CONECTORI SC.1:20

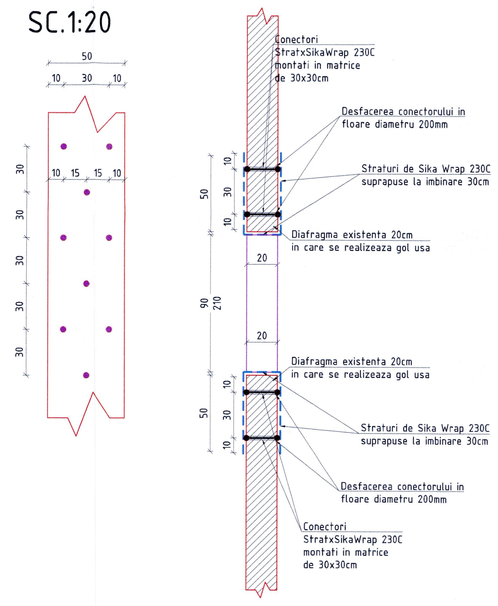

DETALIU BORDAJ GOL USA IN DIAFRAGMA 30cm SC.1:20

DETALIU POZITIONARE CONECTORI SC.1:20

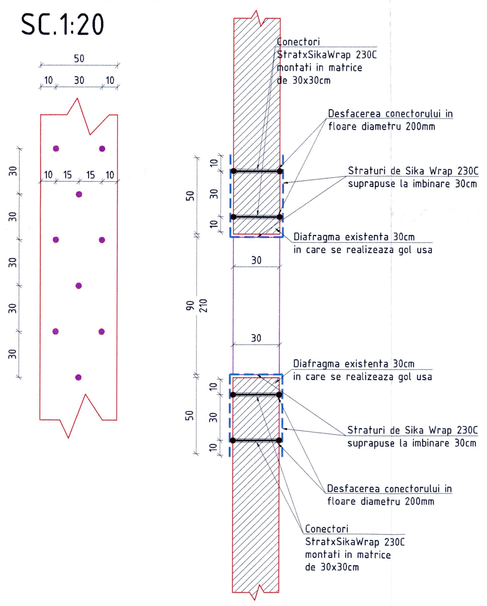

DETALIU BORDAJ GOL USA IN DIAFRAGMA 40cm SC.1:20

DETALIU POZITIONARE CONECTORI SC.1:20

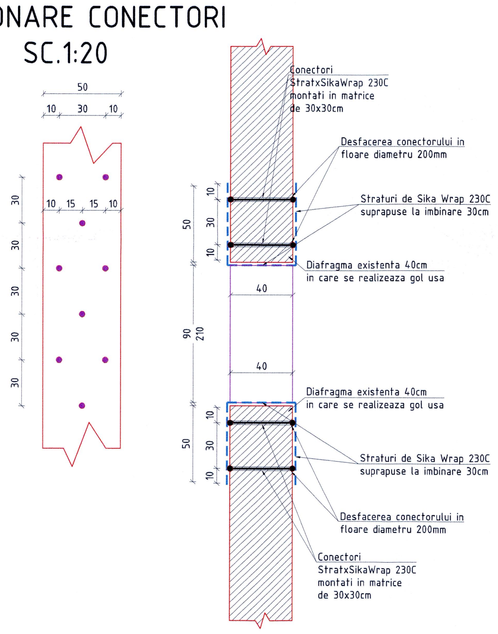

DETALIU TIP BORDAJ GOLURI USI Scara 1:50

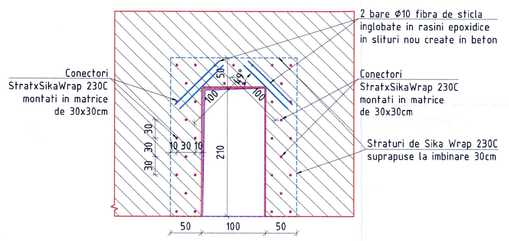

BORDAJ GOL USA SCARA INCENDIU Scara 1:50

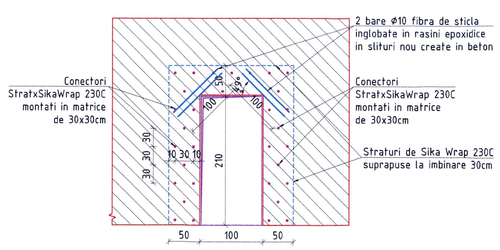

DETALIU BORDAJ GOL USA SCARA INCENDIU SC.1:20

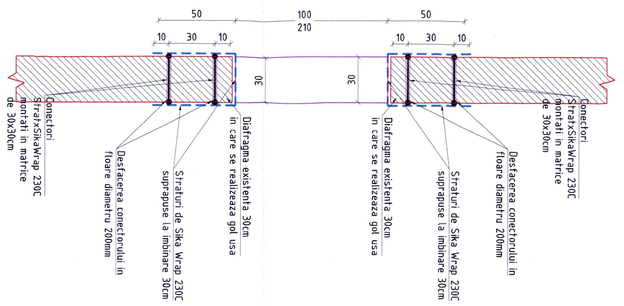

Detaliu 1 Scara 1:50

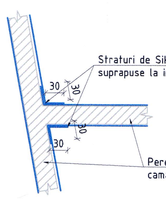

Detaliu 2 Scara 1:50

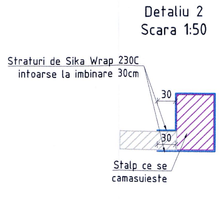

Detaliu 3 Scara 1:50

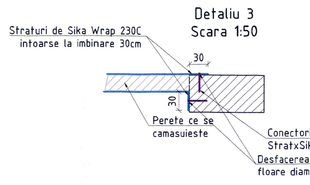

Detaliu 4 Scara 1:50

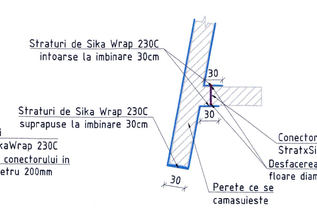

Detaliu 5 Scara 1:50

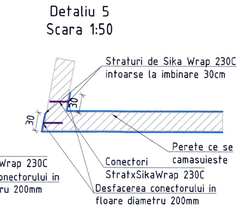

MATERIALE:
Beton :
- beton armat : C35/45
- beton simplu: C16/20
- beton egalizare: C12/15
Armatura: BST500-C

NOTE:
- Cotele se vor verifica pe santier. Se va anunta proiectantul in cazul unor diferente de cote pe proiect si realitatea de pe santier.
- Se va acorda o deosebita atentie la realizarea fundatiilor pentru a se evita evente de montaj.
- Se va acorda o atentie sporita la pozitionarea picioarelor macaralelor.
- In beton(utilizat pentru realizarea infrastructurii se va adauga aditiv special de impermeabilizare.
- Solutia de fundare va fi confirmata de catre elaboratorul studiului geotehnic.
- Terenul de fundare va fi confirmat de catre un inginer geotehnician.

REV	DATA	MOTIVUL
REV3	DATA3	M3
REV2	DATA2	M2
REV01	DATA1	M1
REV	DATA	MOTIVUL

NUME PROIECT / PROJECT NAME:
Modernizarea si reabilitarea energetica a Centrului de pregatire si refacere/recuperare a capacitati de munca Diana - Sahuri, Mangalia judetul Constanta

ADRESA PROIECT / PROJECT ADRESS:
Sahri Constanta, mun. Mangalia, statiunea Sahuri, strada Greenport, nr. 2-20, NCR10260, NCR10294, NCR10293, NCR10288

BENEFICIAR / CLIENT:
MINISTERUL AFACERILOR INTERNE

PROIECTANT GENERAL / GENERAL DESIGNER:
S.C.INCO STRUCTURAL ENGINEERING S.R.L.
Str Grusul, nr. 7A, Sector 6, Bucuresti
Tel: 0742.989.898 / 0722.263.534
EMAIL: stefanburlacu@incogroup.ro / angelica.burlacu@incogroup.ro

PROIECTANT STRUCTURA / STRUCTURAL DESIGNER:
S.C.INCO STRUCTURAL ENGINEERING S.R.L.
Str Grusul, nr. 7A, Sector 6, Bucuresti
Tel: 0742.989.898 / 0722.263.534
EMAIL: stefanburlacu@incogroup.ro / angelica.burlacu@incogroup.ro

TITLUL PLANSEI / PLAN NAME:
PLAN INTERVENTII STALPI/PERETI MEZANIN CF. EXPERTIZEI TEHNICE 2025
DETALIU BORDAJ GOL USA
BORDAJ GOL USA SCARA INCENDIU

SCARA / SCALE	COD PROIECT / PROJECT NO.	REV
1:100/150/1:20	03/2025	00+
DATA / DATE	FAZA / PHASE	PLAN NR.
03.2025	P.T.	R22

PROIECTAT / DESIGNED	ing. Burciu Stefan
DESENAT / DRAWN	ing.Andrei Rentiu
VERIFICAT / CHECKED	ing. Burciu Stefan

PLANSA SE VA CITI PRIN CORELAREA CU DOCUMENTELE DE ARHITECTURA SI DETALIILE PLANSEI SE VA CITI IMPREUNA CU NOTELE TEHNICE GENERALE / PROIECTUL NU E VALABIL FARA ACORDUL SEMNAT AL PROIECTANTULUI
COPYRIGHT © INCO STRUCTURAL ENGINEERING SRL All Rights Reserved
Acest document este proprietatea S.C. INCO STRUCTURAL ENGINEERING SRL. Este interzisa o copiere, reproducerea, distribuirea sau publicarea acestui document, fie partial sau in intregime, fara acordul prealabil al S.C. INCO STRUCTURAL ENGINEERING SRL. Orice persoana care incalca aceste drepturi va fi urmarita conform legii.

159mm x 84.1mm