DETALIU BORDAJ GOL USA IN DIAFRAGMA 15cm SC.1:20

DETALIU POZITIONARE CONECTORI SC.1:20

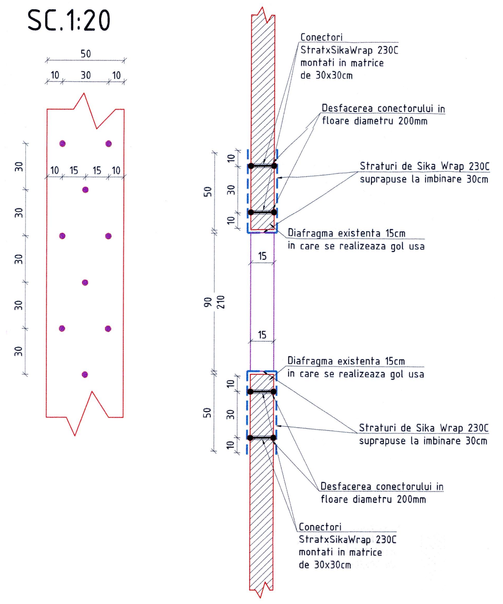

DETALIU BORDAJ GOL USA IN DIAFRAGMA 20cm SC.1:20

DETALIU POZITIONARE CONECTORI SC.1:20

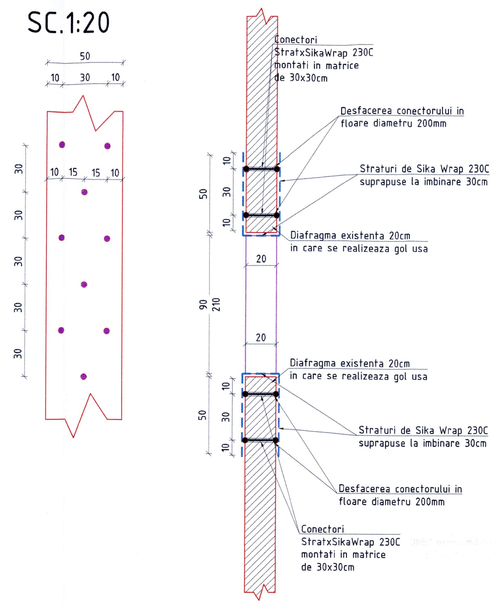

DETALIU BORDAJ GOL USA IN DIAFRAGMA 30cm SC.1:20

DETALIU POZITIONARE CONECTORI SC.1:20

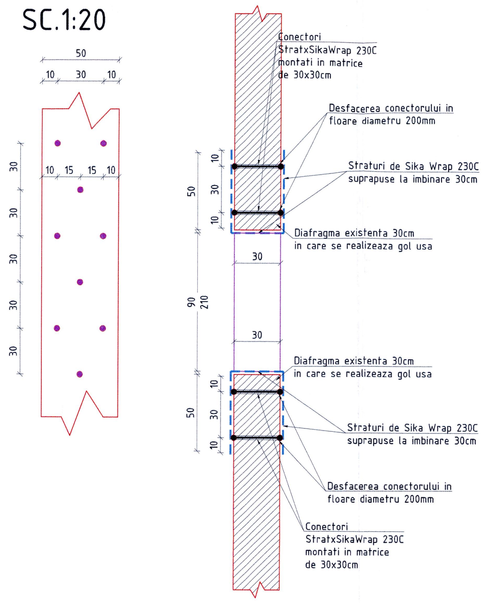

DETALIU BORDAJ GOL USA IN DIAFRAGMA 40cm SC.1:20

DETALIU POZITIONARE CONECTORI SC.1:20

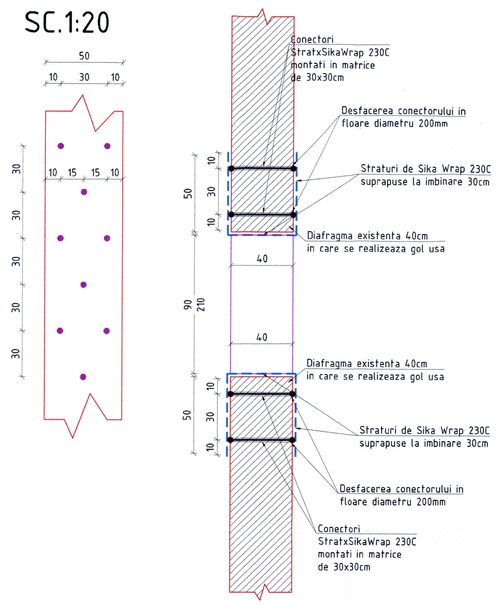

BORDAJ GOL Scara

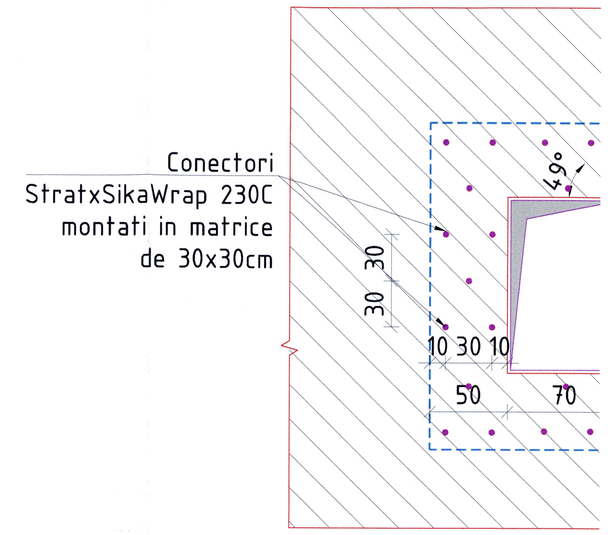

DETALIU CAMASUIRE PERETE AX 5-F:H SI AX 2-G:K; Ax L-1:3; Ax I-3:4; Ax B-12:B13; Ax A-12:B13; Ax 3-J:H SC.1:20

DETALIU POZITIONARE CONECTORI SC.1:20

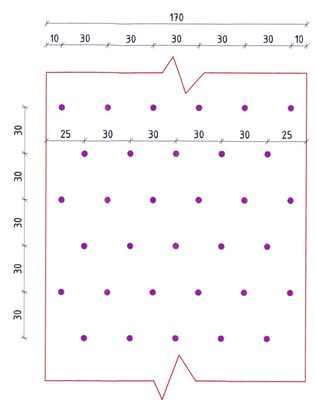

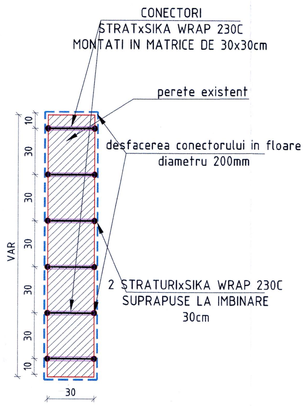

PLAN INTERVENTII STALPI/PERETI ETAJ 1 SI CAMASUIRE GOLURI USI Scara 1:100

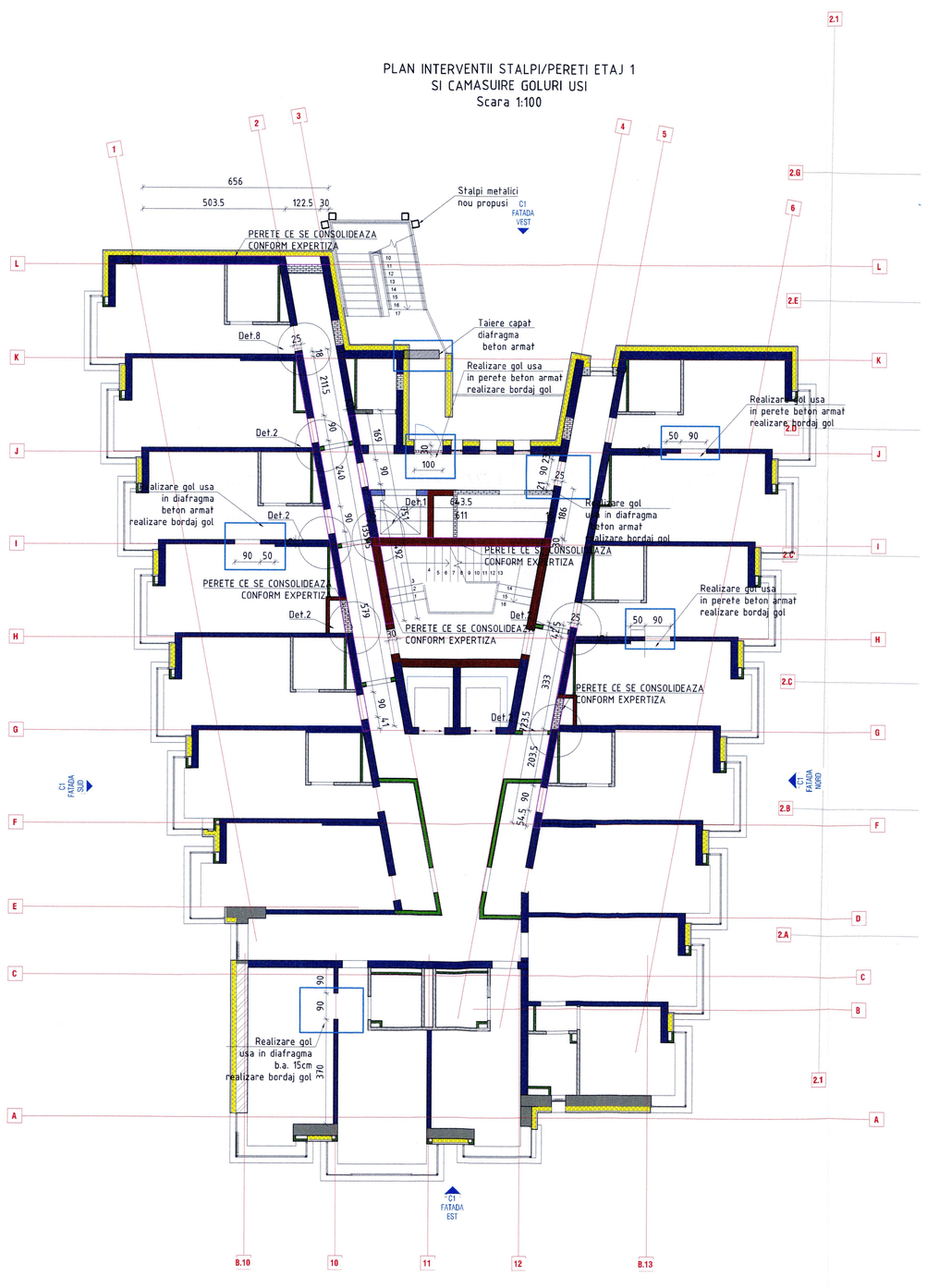

DETALIU TIP BORDAJ GOLURI USI Scara 1:50

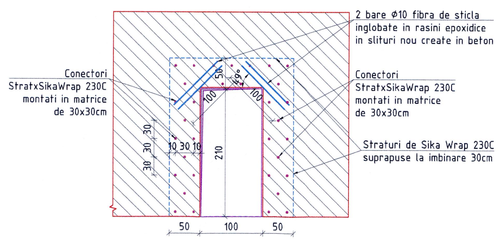

BORDAJ GOL USA SCARA INCENDIU Scara 1:50

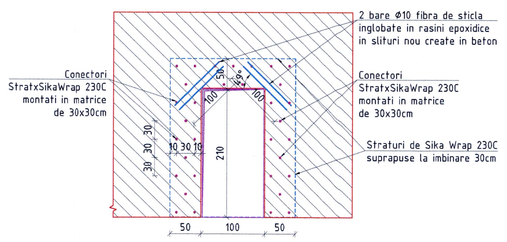

DETALIU BORDAJ GOL USA SCARA INCENDIU SC.1:20

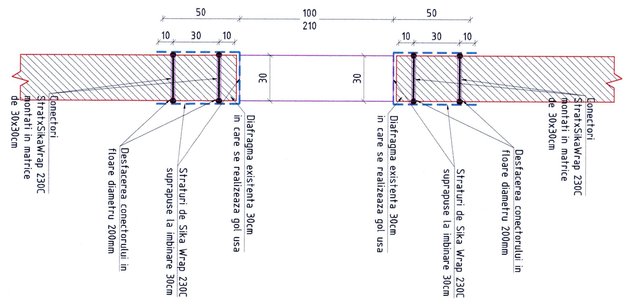

Detaliu 1 Scara 1:50

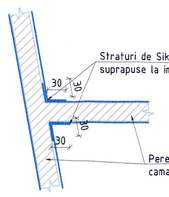

Detaliu 2 Scara 1:50

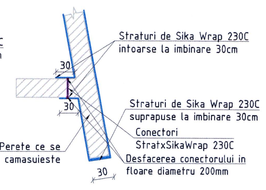

Detaliu 8 Scara 1:50

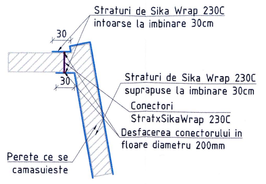

MATERIALE:
Beton :
- beton armat : C35/45
- beton simplu: C16/20
-beton egalizare: C12/15
Armatura: BST500-C

NOTE:
Bordajele detaliate sunt bordaje tip pentru toate golurile ce se vor realiza in diafragmele de beton armat.

NOTE:
- Cotele se vor verifica pe santier. Se va anunta proiectantul in cazul unor diferente de cote intre proiect si situatia de pe santier.
- Se va acorda o deosebita atentie la realizarea fundatiilor pentru a se evita eorile de montaj.
- Se va acorda o atentie sporita la pozitionarea picioarelor macaralelor.
- In betonul utilizat pentru realizarea infrastructuri se va adauga aditiv special de impermeabilizare.
- Solutia de fundare va fi confirmata de catre elaboratorul studiului geotehnic.
- Terenul de fundare va fi confirmat de catre un inginer geotehnician.

REV	DATA	MOTIVUL
REV3	DATA3	M3
REV2	DATA2	M2
REV01	DATA1	M1

DESIGNER
Ing. Andrei Nanu
Ing. Ana Maria Ciobanu
Ing. Burciu Stefan
Ing. Stefan Ciobanu
Ing. Ana Maria Ciobanu

NUME PROIECT / PROJECT NAME:
Modernizarea si reabilitarea energetica a Centrului de pregatire si refacere/recuperare a capacitatii de munca Diana - Saturn, Mangalia judetul Constanta

Adresa: Constanta, mun. Mangalia, statiunea Saturn, strada Oreasnport, nr. 2-22, NCR62303, NCR62304, NCR62303, CONSTANTA
ADRESA PROIECT / PROJECT ADDRESS:

PROIECTANT GENERAL / GENERAL DESIGNER:
S.C. NEO STRUCTURAL ENGINEERING S.R.L.
5 Str. Grozdei, nr 14, Sector 4, Bucuresti
Tel: 0742.999.898 / 0722.356.534
EMAIL: stefan.burciu@neoprojects / angela.ciobanu@neoprojects

BENEFICIAR / CLIENT:
MINISTERUL AFACERILOR INTERNE

PROIECTANT STRUCTURA / STRUCTURAL DESIGNER:
S.C. NEO STRUCTURAL ENGINEERING S.R.L.
5 Str. Grozdei, nr 14, Sector 4, Bucuresti
Tel: 0742.999.898 / 0722.356.534
EMAIL: stefan.burciu@neoprojects / angela.ciobanu@neoprojects

TITLU PLANSA / PLAN NAME:
PLAN INTERVENTII STALPI/PERETI ETAJ 1 CONFORM EXPERTIZEI TEHNICE 2025
DETALIU BORDAJ GOL USI SI INSTALATII
BORDAJ GOL USA SCARA INCENDIU

SCARA / SCALE:	COD PROIECT / PROJECT NO:	REV:
1:100/150/120	03/2025	00+

DESIGNER / DRAWN:	Ing. Burciu Stefan	DATA / DATE:	03.2025	FAZA / PHASE:	P.T.	PLAN NR.:	R24
VERIFICAT / CHECKED:	Ing. Burciu Stefan						

PLANUL SE VA CITI IMPREUNA CU ZONELE DE ARHITECTURA SI INSTALATII. PLANUL SE VA CITI IMPREUNA CU INTREGUL PROIECT, PARTI DE PLAN FIIND INTERDEPENDENTE.
NU SE VA UTILIZA PLANUL ALTORA DECAT CEL PENTRU CARE A FOST CONCEPUT.
COPYRIGHT © S.C. NEO STRUCTURAL ENGINEERING S.R.L. Toate drepturile rezervate. Nicio parte din acest document nu poate fi reproduse sau folosita fara acordul prealabil scris al S.C. NEO STRUCTURAL ENGINEERING S.R.L. Acest document este proprietatea S.C. NEO STRUCTURAL ENGINEERING S.R.L. Nu poate fi folosit sau transmis la o terta parte fara acordul S.C. NEO STRUCTURAL ENGINEERING S.R.L.

1595mm x RL1mm